

Issue: I, 2022

# Voice

THE FOGSI NEWSLETTER

THE **CHANGEMAKER**

**DR HRISHIKESH D PAI**

**President FOGSI**

**2022-2023**





# FILLED WITH INNOVATION



**First innovative biological product launch from an Indian company<sup>§</sup>**



**World's first marketed recombinant anti Rho-D immunoglobulin<sup>§</sup>**

To Prevent Sensitisation in Rh-negative mothers

# Anti<sup>®</sup>

Trinbelimab Injection 300 mcg

## Positive for Negative

NOW AVAILABLE AS A

# Pre-filled Syringe

WITH A SAFETY GUARD

**IMPORTANT INFORMATION FOR PATIENTS:**

**1. Generic Name:** Trinbelimab Injection 300 mcg / mL.  
**2. Qualitative and Quantitative Composition:** Each Pre-filled syringe (2.25 mL syringe) contains 1 mL solution. Trinbelimab (Purified liquid bulk) 300 mcg.  
**Excipients:** Glycine 1.930 mg, Sodium Chloride 1.930 mg, Water for Injection 1.930 mL. Trinbelimab injection content is expressed as mcg per dose. It can also be expressed as International Units (IU) per dose. The conversion factor is 1 mcg = 5 IU.  
**3. Dosage form and strength:** Dose form: Liquid injection, clear, non-pyrogenic, colorless and sterile solution. Strength: 300 mcg/mL.

**4. Clinical particulars:**  
**4.1. Therapeutic Indication:** Trinbelimab injection is indicated to prevent Rh negative women from forming antibodies to fetal Rh positive red blood cells, that may pass into the maternal blood during childbirth, abortion or certain other sensitizing events.  
**4.2. Posology and method of administration: Dosage and Administration:** Trinbelimab injection should always be given to Rh negative mothers with no anti-D antibodies in their serum and who have just delivered Rh positive infants. A dose of 300 mcg should be given intramuscularly as soon as possible within 72 hours after delivery. It is recommended that in the case of abortion or termination of pregnancy, the Rh-negative women should be given 150 mcg of Trinbelimab injection within 72 hours, if the pregnancy is at least 12 weeks duration or less. In cases of miscarriage in an advanced stage of pregnancy, 300 mcg should be administered within 72 hours. \* Other sensitizing events during pregnancy in Rh negative women at a risk of transplacental haemorrhage and not known to have been sensitized should be given 150 mcg or 300 mcg of Trinbelimab injection.

**Method of Administration:** Route of administration - Intramuscular administration. The administration of Trinbelimab Injection should be performed under the supervision of a physician.  
**4.3. Contraindications:** Trinbelimab injection is contraindicated in: • Pregnant woman with positive K1 (Indirect Coombs' test) • Pregnant woman is Rh-D positive. • Should not be given to an infant.

**4.4. Special warnings and precautions for use:** Trinbelimab Injection is for intramuscular use only, do not inject intravenously. • The product is intended for maternal administration. • Do not inject the new-born infant. • Administer with caution to patients who have had prior severe systemic allergic reactions to human immunoglobulins.

**4.5. Drug interactions:** No drug-to-drug interactions studies were conducted with Trinbelimab injection.  
**4.6. Use in special populations: Pregnancy and Lactation:** Trinbelimab injection does not harm the fetus or affect future pregnancies or the reproductive capacity of the maternal recipient. This medicinal product is intended for use in other sensitizing events during pregnancy. No studies have been done during lactation.

**Contraindications:** It is not indicated in Geriatric use.  
**Renal and hepatic impairment:** No study done on renal and hepatic impairment condition.  
**4.7. Effects on ability to drive and use machines:** No data available.  
**4.8. Undesirable effects / Adverse Reactions (Common, Uncommon, Rare):** • Injection site reactions include swelling, induration, redness and mild pain or warmth. • Fever, flushing, headache, and chills may rarely occur. • Adverse events noted in the clinical study were pyrexia, abdominal pain, pruritus, hypertension, hypotension, abnormal White Blood Cell counts. • Clinical experience adverse events seen during Phase III clinical study. • In Trinbelimab injection phase 3 study following adverse events were observed:

Adverse reaction System Organ Class Preferred Term	Recombinant Anti-Rh-D Immunoglobulin (n=14)	Placebo (n=7)
Any	4	4
Special disorders: administration site reactions: Pain	0	0
Gastrointestinal disorders: abdominal pain	2	0
Skin and subcutaneous tissue disorders: Pruritus	0	1
Vascular disorders: Hypertension	0	1
Hypotension	0	2
Investigation: White blood cell count abnormal	1	0

**4.9. Overdose:** Overdose can lead to no adverse events as listed above. No antidote for this drug. The stoppage of drug administration shall alleviate the symptoms gradually.

**5. Pharmacological Properties:** Description & Pharmacotherapeutic group. AIC code: J038B0 anti-D (rh) immunoglobulin  
**5.1. Mechanism of Action:** Trinbelimab injection is protein with a molecular weight of 150 kD and is stabilized with excipients to ensure the stability till the end of shelf life of 24 months from the date of manufacturing. Trinbelimab injection acts by suppressing the immune response of Rh-negative individual to Rh positive red blood cells and hence prevents alloimmunization. Passive administration of Trinbelimab causes rapid non-inflammatory clearance of passive anti-D coated red blood cells, which stops the inflammatory destruction of fetal red blood cells, evoking a natural immune response. Additionally, suppression of the immune response leads to the down regulation of maternal immature dendritic cells

or anti-D specific B cells before the anti-D response develops.

**5.2. Pharmacodynamic properties:** Trinbelimab Injection coated red cells are rapidly cleared from the maternal blood. Trinbelimab Injection is known to mediate Antibody-Dependent Cell Mediated Cytotoxicity (ADCC). Monoclonal antibody system is also thought to be responsible for clearance of anti-D-sensitized erythrocytes. There is more evidence building up in recent years that ADCC may not be the primary mode of red cell clearance in vivo. Anti-D-mediated B-cell inhibition is emerging as the possible mechanism for red cell clearance. Inhibition of B cells by crosslinking heterologous receptors (co-inhibitory) - FcγRIIIb inhibitory activity requires binding to specific co-targets. Inhibition may activate pathways in both healthy and diseased B cells. • Could result in patient suppression of B-cell responses without destroying B cells.  
**5.3. Pharmacokinetic properties:** The PK parameters of Trinbelimab Injection are expected to be like a biologically similar preparation of monoclonal anti-D: Pharmacokinetic parameters of monoclonal anti-D are as follows: Median T (h) - 168, Mean Cmax (ng/mL) 42.83, Mean AUC (ng.h/mL) 3024.71, AUC (ng.h/mL), 3570. A (h) 0.0011, (h) 599.0-6.0w (-25 days), V (L) 2.3.

**5.4. Clinical Studies:** A prospective, randomized clinical trial to confirm safety and efficacy of Trinbelimab Injection in prevention of isoimmunization in comparison with polyvalent anti-D immunoglobulin was conducted in total of 25 subjects. 14 subjects were randomized to receive the Trinbelimab Injection (Test group) and 11 subjects were randomized to receive polyvalent anti-D (Rhogam) (Reference group). Each eligible subject received a single intramuscular injection either the Test or Reference anti-D IgG within 72 hours of delivery. Insignificant p value for Indirect Coombs' test (ICT) for Day 90 (p=0.30) and Day 180 (p=0.49) was observed between Test and Reference in prevention of Rh isoimmunization in Rh (D) negative pregnant women delivering Rh (D) positive infant. Four subjects from each group experienced 1 adverse event. All the adverse events were mild or severe. No subject receiving Test developed antibodies to anti-D post administration of drug. This study observed equal efficacy between Test and Reference as sensitization (as evaluated by positive ICT at Day 90 or 180) was not noted in any subject in both the groups. The safety profile was same in both groups with mild severity.  
**5.5. Nonclinical properties: 6.1. Animal Toxicology or Pharmacology: Preclinical Safety Data:** Toxicity studies were performed on animals - rats, mice, rabbits, and dogs. Single dose toxicity, acute toxicity and repeat dose toxicity studies have been performed. All safety and toxicity studies show no adverse effect on animals.

**Toxicity:** Acute toxicity studies of Trinbelimab Injection were conducted on Swiss Albino mice using single dose of 2400 mcg/kg body weight, administered either intramuscularly or subcutaneously. Similar studies were performed using Wistar rats. These rodents were observed for clinical signs of toxicity, body weight and mortality, for a period of 14 days. Treated rodents did not reveal treatment attributed behaviour alterations, clinical signs, gross pathological abnormalities, preterminal deaths and adverse effects on body weight gain. In conclusion, Trinbelimab Injection is safe substance for given dose level of 2400 mcg/kg body weight in treated rodents when administered intramuscularly or subcutaneously. Repeat dose toxicity study was performed in Wistar rats at selected doses of 15, 50, and 150 mcg/kg administered intramuscularly over a period of 14 days. Repeat dose administration did not show any clinical signs and mortality in any of the treated animals. The body weight gain, hematological parameters and clinical biochemistry parameters at all the treatment groups were comparable with control group animals. Gross pathology and histopathology did not reveal any significant changes related to treatment at 150 mcg/kg body weight/day when compared with control group animals. It was concluded, No Observed Adverse Effect Level (NOAEL) for Trinbelimab Injection is 2000 mcg/kg/day. The allergenicity study in Guinea pigs to estimate sensitizing potential of Trinbelimab Injection was conducted. There was no skin reaction observed at topical challenge exposure site. The reaction score found was 0 - 8% (i.e. grade-1), hence Trinbelimab Injection was classified as a weak sensitizer. Carcinogenicity and genotoxicity IgG is a normal constituent in human plasma and has not been reported to be associated with any embryo-fetal toxicity or oncogenic/carcinogenic potential. No study was done for evaluating carcinogenicity or genotoxicity.

**7. Description:** Trinbelimab Injection is a clear, non-pyrogenic, colorless, sterile solution containing recombinant antibody reactive to Rh D positive red blood cells (RBCs). Trinbelimab Injection is produced by recombinant DNA technology using genetically engineered Chinese Hamster Ovary (CHO) cells and purified using purification and operations including chromatography. The purified preparation of Trinbelimab injection containing IgG anti-D (anti-Rh) is used in preventing Rh immunization. The antibody binds and cause destruction of fetal Rh positive red blood cells that have passed from the foetal circulation to the maternal circulation. Therefore, in Rh-negative mother it can prevent sensitization of the maternal immune system to Rh D antigens, which can cause these disease in the current or its subsequent pregnancies.  
**8. Pharmaceutical particulars: 8.1. Incompatibilities:** Not Available.

**8.2. Shelf-life:** 24 months from date of manufacturing.  
**8.3. Packaging Information:** Each PFS pack contains: Sterile, ready-to-use, non-pyrogenic USP Type-I siliconized glass pre-filled syringe with safety guard & lock-clip, having clear, colorless, solution of Trinbelimab Injection 300 mcg, in a plastic tray. The plastic tray, containing PFS is placed inside a carton along with pack insert.

**8.4. Storage and handling instructions:** Store at 2°C to 8°C. Do not freeze.  
**Instruction for Handling of PFS with Safety Guard & Lock-Clip:** 1. Hold the syringe upright by one hand and remove needle cap using your other hand. 2. The Syringe is now ready for administration. 3. Note: - Hold the syringe by placing fingers in contact with syringe barrel through windows in

safety shield while administration (Fig.1). 4. After injection, pull out the Lock-clip and slide safety guard over needle. 5. An audible "click" sound indicates proper activation (Fig.2). 6. Note: - Keep hands behind needle at all times to prevent any Needle stick injury during & after administering injection. 9. Patient Counseling Information:

**9.1. What is Anti-D?** Trinbelimab Injection is a clear, non-pyrogenic, colorless, sterile solution containing recombinant antibody reactive to Rh D positive red blood cells (RBCs).

**9.2. Which case this medicine should be used?** Trinbelimab Injection is indicated to prevent Rh-D negative women from forming antibodies to fetal Rh positive red blood cells that may pass into the maternal blood during childbirth, abortion or certain other sensitizing events.

**9.3. Which information you must know before taking Trinbelimab Injection?** You should not take Trinbelimab Injection if any of the following apply to you • History of allergic symptoms or hypersensitivity to human immunoglobulins.

**9.4. Care should be taken:** Trinbelimab Injection if used after delivery, should be given intramuscularly only in the mother. Trinbelimab Injection should not be given to the newborn. The mother should be observed for at least 20 minutes after administration. Children: This medicine is not for Children.

**With other medicinal products/ food or beverages:** Trinbelimab Injection has not been studied for interactions with other medicines. It is given in hospital after delivery. No food interactions have been known. Doctors should be informed if patient is taking any other medications.

**Pregnancy and Lactation:** Trinbelimab Injection does not harm the fetus or affect future pregnancies or the reproductive capacity of the maternal recipient. No studies were carried out on lactating mothers. **Spores or Effects on ability to drive and use machine:** The effect on sports or ability to drive is not known. The effects of excipients are not known. But they may cause allergic reactions in certain individuals. If any unusual signs or symptoms occur, then immediately inform your doctor.

**9.5. How to take Trinbelimab Injection? Instruction for good use:** Trinbelimab Injection should always be given to mothers with blood group Rh negative means who do not have Rh antibodies, in their blood and who have just delivered infants with blood group Rh positive means who have Rh antibodies. You will receive the medicine if you are Rh negative blood group and pregnant to protect you from sensitization to Rh antibodies. Trinbelimab Injection should not be given to the infant and to Rh-D positive individuals.

**If you forget taking Trinbelimab Injection:** Trinbelimab Injection should be given within 72 hours of delivery. It is given by your doctor by injecting the medication into muscles during the pregnancy or after delivery. The effectiveness of dose after 3 days of delivery is not known. Trinbelimab Injection is given only once as soon as possible after the delivery or during the pregnancy based on physician decision.

**9.6. Warnings and precautions:** • Trinbelimab Injection is for intramuscular use only, do not inject intravenously. • The product is intended for maternal administration. • Do not inject the new-born infant. • Administer with caution to patients who have had prior severe systemic allergic reactions to human immunoglobulins.

**9.7. What are the possible side effects?** There are no known side effects. However local pain, fever, flushing, headache, and chills may occur on administration. Side effects of excipients are not known. They may cause allergic reactions depending on individual. If any unusual signs or symptoms occur, then immediately inform your doctor.

**9.8. Reporting of side effects:** You can report any suspected adverse reactions associated with the use of health products to your doctor and to Bharat Serums and Vaccines Ltd. at [web@bsv.com](mailto:web@bsv.com) or visit the website.

**9.9. How are you given Trinbelimab Injection?** Route of administration - intramuscular administration. The administration of Trinbelimab Injection should be performed under the supervision of a physician.

**9.10. If you are given more Trinbelimab Injection than you should have been given?** Trinbelimab Injection as it is given by your doctor hence very rare chance of getting more drug. There is no report of overdose received till now.

**9.11. How to store?** Trinbelimab Injection should be stored under refrigeration at 2°C to 8°C and should not be frozen. Keep out of reach of children. Do not use after the time limitation indicated on the package box. The expiry date refers to the last day of the indicated month. Shelf life of the Trinbelimab Injection is 24 months. Medicinal product after opening should be used immediately and unused liquid should be discarded. If the package is damaged or seal opened, then do not use the medication. The medicine should be stored by your doctor as per hospital or clinic procedure.

**9.12. What Trinbelimab Injection looks like and contents of the pack:** Each PFS pack contains: Sterile, ready-to-use, non-pyrogenic USP Type-I siliconized glass pre-filled syringe with safety guard & lock-clip, having clear, colorless, solution of Trinbelimab Injection 300 mcg, in a plastic tray. The plastic tray, containing PFS is placed inside a carton along with pack insert. • Active ingredient: Trinbelimab (Purified liquid bulk) 300 mcg / mL. Inactive ingredients: Glycine 1.930 mg, Sodium Chloride 1.930 mg, Water for Injection 1.930 mL.

**10. Details of manufacturer: BHARAT SERUMS AND VACCINES LIMITED** Plot No. K-21, K-22 Part and K-231, Anand Nagar, Jambuli Village, Additional MIDC, Amambh (East), Thane 421502, Maharashtra State, India.

**11. Details of license number:** D-4.  
**12. Date of revision:** Version: 01 | Dated: 19<sup>th</sup> October 2022.

For the use only of a Registered Medical Practitioner or a Hospital or a Laboratory only.



**DR SUNITA TANDULWADKAR**  
**EDITOR**

### Associate Editors



**DR S SAMPATH**  
**KUMARI**



**DR ALKA**  
**PANDEY**



**DR MANISHA**  
**TAKHTANI**



**DR POOJA**  
**LODHA**



**OJASWINI**  
**KAPOOR**

**'If your actions inspire others to dream more, learn more, do more & become more - You are a leader.'**

**John Quincy Adams**

This exactly what Dr Hrishikesh Pai, President FOGSI 2022-23, is all set to do.

Women empowerment and bridging society gaps is the key to healthier communities. With a phenomenal depth of knowledge about FOGSI, experience in ART, genetics and high risk obstetrics, Dr Hrishikesh Pai is leading the change in women health.

Shouldering immense experience, hope and responsibility, he has been at the forefront of various prestigious organizations. As the President of the vivid organization - FOGSI, Dr Hrishikesh Pai is all set to prove his mettle yet again.

**I express my heartfelt gratitude to Dr Pai, for giving me this opportunity to compile this 1st newsletter - aptly titled 'VOICE'. The compilation of Dr Pai's presidential tenure plans and activities is humongous, and one FOGSI newsletter will not suffice for the same. But, at a glance, this newsletter gives a birds eye view about his Presidential activities and Vision. This newsletter is a compilation of academic activities planned, social programmes, activities of the ICOG Chairperson, programmes planned by FOGSI Chairpersons and the FOGSI Journal updates.**

A highly reputed and respected professional, phenomenal teacher, and gold at heart, Dr Pai is committed to provide high-end quality care to the childless couples, pregnant women and women across all ages. He is a recognised authority in women's health issues, and will sail through his FOGSI Presidential year with robust academics, I am positive about this.

He is a born leader. We have witnessed his resilience, passion and perseverance when he led other prestigious organizations. Planning of the one of its kind 'Naari Swasthya Janandolan Yatra' showcases a trailer of the exemplary performances by the team throughout the year.

He believes in service for society over self, with his life Mantra being

**Only one life, it shall some day pass...**

**Only what is done for the society, shall forever last.**

I am positive that the FOGSI presidential year shall be remembered for years to come. My blessings and best wishes with Dr Hrishikesh, and his Team, now & always.

**Dr Sunita Tandulwadkar**

Editor

VOICE - The FOGSI Newsletter 2022



# DR HRISHIKESH PAI

MD, FRCOG (UK-HON), FCPS, FICOG, MSc (USA)

Know Your President



Dr Hrishikesh Pai is one of the leading gynaecologists of the country and throughout his career, he has always used his skills as a gynaecologist in serving all the women of the country. His entire life has revolved around the philosophy of community medicine, public health and serving the poor of the country, using the latest technologies. Dr. Pai has always believed in giving the same service to the rich and poor, without any discrimination.

All this has been reflected right from his early days of school, where he was the Member of National Cadet Corps Air Wing (NCC) and Member of National Social Service (NSS) when he was in GS Medical College Mumbai. Even while doing internship, at KEM Hospital Mumbai, Dr. Pai won the Best Intern's Award for doing the maximum immunization of children against Polio in the sprawling Mumbai slums of Malawni. He further continued his philosophy of servicing the community by being an Honorary Consultant at the Kurla Bhabha Municipal Hospital for 16 years (1991 to 2007) where he did free work and free service for the poor of the society. During his tenure, he also served to educate the doctors by being a honorary Professor and Post Graduate Teacher in the field of gynaecology. Dr. Pai continued this community service philosophy by also being the member, and later on the Chairman, of Health Promotions Society which did yeomen work in the field of National Family Planning Programme and was awarded multiple times by the Family Welfare Department of the Government of Maharashtra. He further continued his philosophy of serving the poor by being the Community Service Director of the Rotary Club of Bombay Mid-city for consecutive 2-years.

During his tenure as the President of IAGE (Indian Association of Gynaecological Endoscopists), Dr. Pai actively promoted the technique of office and operative hysteroscopy. As the Secretary General of FOGSI (Federation of Obstetric and Gynaecological Societies of India) Dr. Pai was one of the persons instrumental in launching the PMSMA (Pradhan Mantri Surakshit Matritva Abhiyan) in 2016 in association with the IMA (Indian Medical Association) and the Ministry of Health and Family Welfare, Government of India under the guidance of Honourable Prime Minister Mr. Narendra Modi. This program has been very successful and Dr. Pai was also recognised (I





Pledge for Nine Achievers Award) by the Government of India for this work.

Dr. Pai is the National Administrator and Coordinator of Manyata Program which was launched in 2017 by the FOGSI, to reduce maternal and infant mortality in India by upgrading the Maternity Homes in India. Presently more than 1500 maternity homes have already been upgraded. Recently, Dr. Pai has enabled FOGSI to collaborate with NABH (National Accreditation Board for Hospitals and Healthcare Providers) to implement Manyata program more effectively. In 2017, Dr. Pai was one of the doctors who launched Nari Swasthya Pahal initiative under the FOGSI banner. In this project, financially disadvantaged women, are offered free gynaecological check-up including blood investigations and pap smear, free of charge. As the President of ISAR (Indian Society for Assisted Reproduction), Dr. Pai launched the Project Hope in 2014-2016 under which economically disadvantaged people from society were offered entire IVF cycle free of charge.

Dr. Pai has also been one of the pioneers in the field of medical academics by being one of the pioneers in introducing office hysteroscopy in India. Dr. Pai also was one of the first 10 people to start IVF in India in 1990 and introduced many techniques in India such as assisted laser hatching, spindle view, ovarian tissue freezing, oocyte freezing and freezing embryos with vitrification and Embryoscope. He has delivered 700+ lectures, 20+ orations and has many research papers and 181 citations (Google Scholar) to his credit. Dr. Pai is editor of 17+ books, has contributed chapters in 60+ textbooks / manuals and is also author of numerous national and international publications.

For his yeomen work in medicine and public health, Dr. Pai has also received many awards (55 plus awards) including Dr. Kanak Goel for Community Service National award given by the National Indian Medical Association, Lifetime Achievement Award for Outstanding Research in Reproductive Health by highly acclaimed ISSRF (Indian Society for the Study of Reproduction and Fertility), ISAR Late Dr Prabha Malhotra Memorial Lifetime Achievement Award by ISAR (Indian Society for Assisted Reproduction) and esteemed Honorary FRCOG - Fellow ad eundem of the Royal College of Obstetricians and Gynaecologists, London in 2019 which is conferred to very few people across the Globe. Dr. Pai shares this rare and coveted honour with all-time greats such as Dr. Richard Mattingly (1985), Dr. Howard Jones (1986), Dr. Michael de Swiet (1996), Dr. Vaclav Insler (1985), Dr. Roger Greenblatt (1986), Dr. Kurt Semm (1990), Dr. Richard Schwarz (1999), Dr. Dorothy Shaw (2005), Dr. Harry Reich (2012) and Dr. Richard Legro (2017).

## PRESENT POSITIONS

- President – FOGSI Federation of Obstetric & Gynaecological Societies of India (2022-23)
- Founder & Medical Director – Bloom IVF Group
- Chief Administrator – FOGSI Manyata Project (2017 till date)
- Group / Society Liaison – FIGO Women's Cancer Committee (2021-23)
- Editor – Indian Edition of British Journal of OBGYN (BJOG)
- Editorial Board Member – Global Reproductive Health,
- Board Member – IVF Worldwide
- Chairperson Health Promotion Society

## PAST POSITIONS

- Past Secretary General, Sr. Vice President, Dep. Sec. General, Treasurer, Chairman – FOGSI
- Past President – ISAR, IAGE, Mumbai Obgyn Society & Maharashtra Chapter of ISAR
- Assistant Treasurer/Director Corporate Affairs – IFFS International Federation of Fertility Societies (2013-21)
- Adjunct Asst Professor – Eastern Virginia Medical School, USA
- Past Professor – DY Patil Hospital (for MD) and Lilavati Hospital (for DNB Examinations), India
- Hon. Consultant – Bhabha Municipal General Hospital (17 years)
- Founder Chair – Indian SIG American Society of Reproductive Medicine (ASRM)
- Founder Editor – IAGE Journal of Gynaecological Endoscopic Surgery (JGES)

# FOGSI Office Bearers 2022 - 2023



**DR HRISHIKESH  
PAI**  
President



**DR MADHURI  
PATEL**  
Secretary General



**DR JAYDEEP  
TANK**  
President Elect



**DR S SHANTHA  
KUMARI**  
Immediate Past President



**DR ALKA  
PANDEY**  
Vice President



**DR ASHA  
BAXI**  
Vice President



**DR GEETENDRA  
SHARMA**  
Vice President



**DR S SAMPATH  
KUMARI**  
Vice President



**DR YASHODHRA  
PRADEEP**  
Vice President



**DR SUVARNA  
KHADILKAR**  
Dy Secretary General



**DR PARIKSHIT  
TANK**  
Treasurer



**DR NIRANJAN  
CHAVAN**  
Joint Treasurer



**DR MANISHA  
TAKHTANI**  
Joint Secretary



**DR LAXMI  
SHRIKHANDE**  
ICOG Chair



**DR GEETHA  
BALSARKAR**  
Editor JOGI



# MANAGING COMMITTEE 2022-2023



Sitting (left to right )- Dr Parikshit Tank, Dr Manisha Takhtani, Dr Suvarna Khadilkar, Dr Shantha Kumari, Dr Hrishikesh Pai ,  
Dr Madhuri Patel, Dr Geetha Balsarkar, Dr Laxmi Shrikhande  
Standing ( left to right ) - Dr Sampathkumari, Dr Yashodhara Pradeep, Dr Jaydeep Tank, Dr Ashok Kumar, Dr Niranjana Chavan,  
Dr Geetendra Sharma, Dr Asha Baxi, Dr Alka Pandey



# FOGSI Committee Chairpersons 2022



**DR SUPRIYA  
JAISWAL**  
Adolescent Health



**DR SUREKHA  
TAYADE**  
Clinical Research



**DR RAKHI  
SINGH**  
Endocrinology



**DR ASHA  
RAO**  
Endometriosis



**DR SUBHASH  
MALLYA**  
Endoscopy



**DR MANISH  
MACHAVE**  
Ethics & Medico Legal



**DR ASHISH R  
KALE**  
Family Welfare



**DR RITU KHANNA**  
Foods & Drugs and  
Medico Surgical Equip



**DR SEETHA  
RAMAMURTHY PAL**  
Genetic & Fetal Medicine



**DR PRIYA  
GANESH KUMAR**  
Gynaecologic Oncology



**DR ANJU  
SONI**  
HIV & AIDS



**DR BELA  
BHATT**  
Imaging Science



**DR KUNDAN  
INGAILE**  
Infertility



**DR PRATIBHA SINGH**  
International Academic  
Exchange



**DR MANOJ CHELLANI**  
Medical Disorders in  
Pregnancy



**DR KIRAN  
PANDEY**  
Medical Education



**DR RICHA SHARMA**  
Medical Termination of  
Pregnancy



**DR SHYJUS P**  
Midlife Management



**DR CHINMAYEE  
RATHA**  
Perinatology



**DR MITRA  
SAXENA**  
Practical Obstetrics



**DR PRIYANKUR  
ROY**  
Public Awareness



**DR NILESH  
BALKAWADE**  
Quiz



**DR PRITI  
KUMAR**  
Safe Motherhood



**DR NIRAJ  
JADAV**  
Sexual Medicine



**DR CHARULATA  
BAPAYE**  
Study on Female Breast



**DR J B  
SHARMA**  
Urogyanecology



**DR KIRANMAI  
DEVINENI**  
No to VAW



**DR NEHARIKA  
MALHOTRA**  
Young Talent Promotion



# PRESIDENT AND COMMITTEE CHAIR PERSONS



Top row from L-R: Dr Manoj Chellani, Dr Manish Machave, Dr Bela Bhatt, Dr Neharika Malhotra, Dr Charulata Bapaye, Dr Kundan Ingale, Dr Rakhi Singh  
Middle row from L-R: Dr Richa Sharma, Dr Asha Rao, Dr Chinmayee Ratha, Dr Ritu Khanna, Dr Shjus, Dr Niraj Jadav, Dr Nilesh Balkawde, Dr Priyankur Roy, Dr Seetha Pal, Dr Kiranmei Devneni  
Sitting from L-R: Dr Anju Soni, Dr Supriya Jaiswal, Dr Priti Kumar, Dr Pratibha Singh, Dr HD Pai, Dr Kiran Pandey, Dr Surekha Tayade, Dr Mitra Saxena, Dr Priya Ganesh Kumar



# NATIONAL AND ZONAL COORDINATORS

## National Coordinators

Dr Rishma D Pai

Dr Nandita Palshetkar

## Zonal Coordinators

Dr Ameya Purandare (West)

Dr Komal Chavan (West)

Dr Rohan Palshetkar (West)

Dr Shrutika Thakkar (West)

Dr Arnav Pai (West)

Dr Aparna Sharma (North)

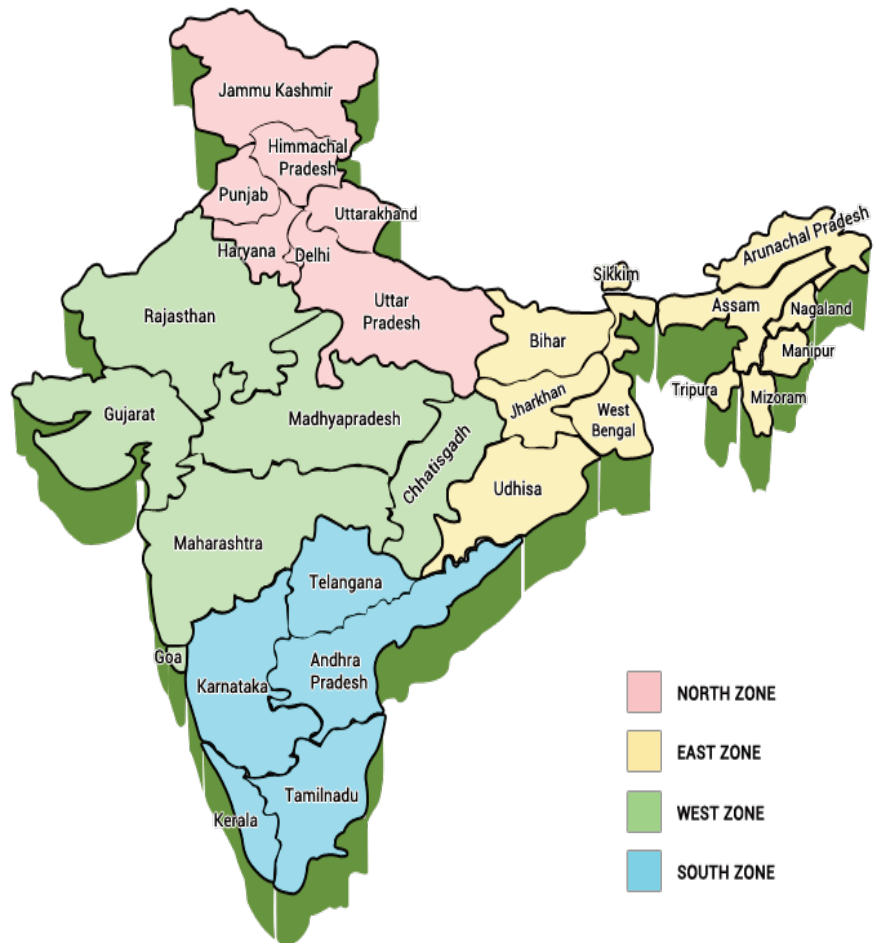
Dr Anu Chawla (North)

Dr Vinita Singh (East)

Dr Indranil Dutta (East)

Dr Jeyarani Kamaraj (South)

Dr Selvapriya Saravanan (South)





# NATIONAL COORDINATORS



Dr Nandita Palshetkar, Dr Rishma D Pai

# ZONAL COORDINATORS



Dr Ameya Purandare



Dr Komal Chavan



Dr Rohan Palshetkar



Dr Shrutika Thakkar



Dr Arnav Pai



Dr Aparna Sharma



Dr Anu Chawla



Dr Vinita Singh



Dr Indranil Dutta



Dr Jeyarani Kamaraj



Dr Selvapriya Saravanan

# PRESIDENTIAL TASK FORCE

NAME	CITY	NAME	CITY
Dr Aarti Luthra	Dehradun	Dr Navneet Magon	Delhi
Dr Alok Sharma	Nagpur	Dr Neelam Mishra	Nagpur
Dr Alka Mukherjee	Mumbai	Dr Nikita Trehan	Mohali
Dr Ameya Purandare	New Delhi	Dr Parul Saoji	Delhi
Dr Anita Sabharwal	Jaipur	Dr Pooja Mehta	Amravati
Dr Anshu Raina	Noida	Dr Poonam Goel	Mumbai
Dr Anu Chawla	Azamgarh	Dr Pranjal Sharma	Siliguri
Dr Anuradha Khanna	Varanasi	Dr Pratik Tambe	Lucknow
Dr Aparna Sharma	New Delhi	Dr Rajul Tyagi	Mumbai
Dr Archana Dwivedi	Baroda	Dr Rajyashree Katke	Allahabad
Dr Ashok Todani	Thrissur	Dr Ranjana Khanna	New Delhi
Dr Aswath Kumar	Mumbai	Dr Renu Yadav	Mumbai
Dr Bhagalaxmi Nayak	Cuttack	Dr Rita Mahey	Azamgarh
Dr Binal Shah	Baroda	Dr Ritu Hinduja	Mumbai
Dr Brajbala Tiwari	Trichy	Dr Ritu Santwani	Varanasi
Dr Charmila Aiyavoo	Trichy	Dr Rohan Palshetkar	Surat
Dr Deepa Mukundhan	Ratlam	Dr Ruchi Pathak	New Delhi
Dr Dolly Mehra	Yavatmal	Dr Rupal Shah	Azamgarh
Dr Girish Mane	Ghaziabad	Dr Rutvij Dalal	Kanyakumari
Dr Gunjan Gupta	Kochi	Dr Seema Pandey	Mumbai
Dr Hafeez Rehman	Gangtok	Dr Selvapriya Saravanan	Jodhpur
Dr Hafizur Rehman	Cuttack	Dr Shelly Arora	Mumbai
Dr Hara Pattnaik	Imphal	Dr Shrutika Thakkar	New Delhi
Dr Indra Kumar Singh	Shillong	Dr Sonal Parihar	Bhiwandi
Dr Indrani Roy	Trichy	Dr Sulbha Arora	Muzaffarnagar
Dr Jayam Kannan	Calicut	Dr Sunita Arora	Delhi
Dr Jyoti Bunglowala	Delhi	Dr Supriya Arwari	Ahmedabad
Dr Jyoti Chandran	Latur	Dr Tarini Taneja	Mumbai
Dr Jyoti Malik	Jaipur	Dr Tripti Sharan	Ludhiana
Dr Kalyan Barmade	Ahmedabad	Dr Tushar Shah	Nashik
Dr Kanchan Madar	Faridabad	Dr Unnati Mamtora	Ludhiana
Dr Kirti Goel	Mumbai	Dr Vanie Thapar	Ahmedabad
Dr Lila Vyas	Kanyakumari	Dr Varsha Lahade	Patna
Dr Mahesh Gupta	Jammu	Dr Vidhu Modgil	Mumbai
Dr Maninder Ahuja	Rewari	Dr Vineet Mishra	Ahmedabad
Dr Meeta Gupta	Delhi	Dr Vinita Singh	Patna
Dr Monika Gupta	Rishikesh	Dr Vipin Checker	Mumbai





The Team



Dr Rohan Palshetkar, Dr Shrutika Thakkar, Dr Hrishikesh Pai, Dr Manisha Takhtani, Dr Priyankur Roy





# YOUNGISTAN







## YOUTH GROUP

<b>NAME</b>	<b>CITY</b>
Dr Aakriti Batra	Delhi
Dr Aditi Dani	Mumbai
Dr Aditi Nadkarni	Vapi
Dr Aditi Tandon	Mumbai
Dr Aditi Trivedi	Mumbai
Dr Aishwarya Parulekar	Mumbai
Dr Akanksha Loomba	Kanpur
Dr Amritha Tandon	Mumbai
Dr Anand Bhagde	Jamnagar
Dr Ankita Srivastava	Delhi
Dr Annith	Kanchipuram
Dr Anshu Baser	Indore
Dr Anshu Chamoli	Delhi
Dr Anshu Chamoli	Delhi
Dr Anshula Minhas	Mumbai
Dr Anuja Rane	Mumbai
Dr Apoorva Pallam Reddy	Nellore
Dr Apurva Dutta	Dhanbad
Dr Apurva Mukherjee	Nagpur
Dr Arati Gupte	Ahmedabad
Dr Arnav Pai	Mumbai
Dr Ashwini Kale	Pune
Dr Avantika Gupta	Delhi
Dr Avishek Bhadra	Kolkata
Dr Barsha	Bhubaneswar
Dr Charu Modi	Patna
Dr Damodar Rao	Coimbatore
Dr Dhaval Baxi	Indore
Dr Erika Patel	Chennai
Dr Garima Sharma	Mumbai
Dr Gaurav Desai	Mumbai
Dr George Paul	Kochi
Dr Himleena Gautam	Guwahati
Dr Indranil Dutta	Kalyani
Dr Isha Kriplani	New Delhi
Dr Jeevitha K.J.	Salem
Dr Jyotsna Singh	Mumbai
Dr Kanchan Prasad	Moradabad
Dr Kirtan Vyas	Ahmedabad
Dr Krutika Karkhanis	Mumbai
Dr Maansi Jain	Delhi
Dr Madhav Hirani	Bhuj
Dr Mahima Kak Nagpaul	New Delhi

<b>NAME</b>	<b>CITY</b>
Dr Manan Boob	Amravati
Dr Manasi Sukhla	Pune
Dr Manisha Moteria	Rajkot
Dr Mansi Shukla Khedkar	Indore
Dr Mayuri More	Mumbai
Dr Meenakshi Rohilla	Chandigarh
Dr Mohit Saraogi	Mumbai
Dr Monika Umbardand	Solapur
Dr Munjal Pandya	Ahmedabad
Dr Namrata Roy Ohri	Varanasi
Dr Nilanchali Singh	Delhi
Dr Niranjana Asokan	Chennai
Dr Parzan Mistry	Mumbai
Dr Pooja Lodha	Pune
Dr Prachi Mahapatra	Cuttack
Dr Pradnya Chengade	Mumbai
Dr Prerna Keshan	Tinsukia
Dr Pritimala Gangurde	Mumbai
Dr Rashi Misra	Kanpur
Dr Rejeesh Ravi	Calicut
Dr Richa Luthra	Kanpur
Dr Riddhi Desai	Mumbai
Dr Sachin Dalal	Mumbai
Dr Sargam Soni	Mumbai
Dr Saumya Prasad	Delhi
Dr Sejal Ajmera	Mumbai
Dr Shashwat Jani	Ahmedabad
Dr Shavika Mehta	Patiala
Dr Sheetal Swarankar	Mumbai
Dr Shehla Jamal	Greater Noida
Dr Shrikant Ohri	Varanasi
Dr Sifat Tanveer	Aligarh
Dr Shikha Bhargava	Kanpur
Dr Shruti Bhavi Patil	Gadag
Dr Shyama Devadasan	Thrissur
Dr Soumil Trivedi	Mumbai
Dr Subhi Varyani	Kanpur
Dr Sujal Munshi	Ahmedabad
Dr Swati Bhargava	Indore
Dr Tarang Yadav	Gurgaon
Dr Vineeta Awasthi	Kanpur
Dr Vyshnavi Rao	Bengaluru
Dr Zeel Shah	Mumbai

## FOGSI: PAST 20 PRESIDENTS



DR S SHANTHA KUMARI  
2021



DR ALPESH GANDHI  
2020



DR NANDITA PALSHETKAR  
2019



DR JAIDEEP MALHOTRA  
2018



DR RISHMA PAI  
2017



DR ALKA KRIPLANI  
2016




DR PRAKASH TRIVEDI  
2015




DR SUCHITRA PANDIT  
2014



DR HEMA DIVAKAR  
2013




DR P K SHAH  
2012



DR P. C. MAHAPATRA  
2011




DR SANJAY GUPTÉ  
2010



DR C.N. PURANDARE  
2009



DR NARENDRA MALHOTRA  
2008



DR PANKAJ DESAI  
2007



DR DURU SHAH  
2006



DR SHYAM V. DESAI  
2005



DR. BEHRAM ANKLESARIA  
2004



DR SADHNA K. DESAI  
2003



DR USHA B. SARAIYA  
2002



# PAST PRESIDENTS & SECRETARY GENERAL



Left to Right: Dr P K Shah, Dr Suchitra Pandit, Dr Nandita Palshetkar, Dr Shanta Kumari, Dr Hrishikesh Pai, Dr Rishma Pai, Dr Sanjay Gupte, Dr Madhuri Patel, Dr Alpesh Gandhi.



Hello, नमस्ते, श्यालो, नमस्ते, ನಮಸ್ತಾಠ, ಹೆಲೊ,  
ഹലോ, नमस्कार, ਸਤ ਸ੍ਰੀ ਅਕਾਲ,  
வணக்கம், హలో, ഹലോ

It is my pleasure and privilege to become the Sixty First 61<sup>st</sup> President of this august organisation, which saw the light of the day in the year 1936. Over the years the Federation has grown to a healthy membership of 37,000 Gynaecologists, who are members of 263 member societies, located across the length and breadth of this lovely country. I am also fortunate enough to become the President in the year when India is celebrating her 75th year of Independence!

My theme of this year is “**Swasth Nari, Sukhi Nari**” or “**Healthy Woman, Happy Woman**”. This theme is supported by five pillars of **Academics, Fellowship, Research, Advocacy** and above all **Social Work**.

I will continue the strong academic activities of the society, laid down by my Predecessors Presidents. There are more than a dozen conferences, two international meets in UK and Paris, hundreds of on-the-ground and online seminars, many books, FOGSI Focuses and GCPRs. I will encourage and support the ongoing activities of the FOGSI College ICOG and the FOGSI Journal JOGI. Additionally, FOGSI will be jointly conducting the India Day conference with the Royal College, RCOG UK, in June 2023. FOGSI contingent will be actively participating both as faculty and delegates, in the FIGO World Conference in Paris in October of 2023.

In the area Research, we would be planning many multicentric observational studies which will enable us to have a general understanding of disease prevalence as well as treatment norms, that are available in our country, vis-à-vis women's health. We will also be conducting health surveys to supplement this information. All this knowledge will enable us to plan future preventive & therapeutic strategies. Fellowship would be given its due in the

form of increasing the membership of FOGSI, provision of cost-effective medicolegal covers and strengthening the already existing social security scheme. Special measure to protect doctors against violence will be instituted. Handholding and guidance will be provided to our members to handle various Acts such as MTP, POCSO, PCPNDT, Clinical Establishment, ART & Surrogacy. The popular All India FOGSI Has Talent competition and the Sports competition will be revived. A new All India Mr and Ms FOGSI competition is being planned. Bonding and Bhai Chara amongst members would be encouraged. Health Advocacy both at the community level, doctor level and in the media (print, TV, radio and digital) would be aggressively pursued: this will benefit both patients and doctors.

Lastly, but not the least a new CSR program called **Badlaav/Change** would be launched. It is defined by three concepts of Integration of care (Ekikaran), Equality of treatment (Samanta) and utilising Technology (Takniki) to implement the change.

I wish every FOGSI member a bright future, healthy life, and success in all their endeavours. But we should also remember that our very purpose of living and our every success should benefit our society and make life meaningful to live – for us, for our brethren and everyone in our country & the planet.

Jai Hind! Yours in FOGSI,

HDPai

**Dr Hrishikesh D Pai**  
**President: FOGSI 2022-23**





**Voice**

The President's Communique



**Dr S. SHANTHA KUMARI**  
PRESIDENT FOGSI 2021-2022

I am privileged to have served FOGSI as the 60th President of FOGSI taken office at Hyderabad at the ceremony that took place on 27th June 2021 at HICC. The experience of the Presidentship of FOGSI has been a memorable journey which has helped me to evolve as a person, sharpen my relationship with my colleagues and handle advocacy and leadership issues involving Women's Health.

I am happy to inform you that all activities promised by Team FOGSI 2021-2022 have been accomplished under my leadership with my fantastic team of office bearers. I congratulate the team who has worked tirelessly in implementing the programs successfully. It was also in my tenure, I had the unique honour to be elected as the Treasurer of FIGO unanimously in 2021.

My theme for the year was FOGSI For All Always, Dheera – Stop Violence Against Women. Our theme logo stressed on the importance of environment in women's life highlighting the five elements of nature - Earth, Fire, Water, Sky and Air. For the flagship program Dheera, I forged partnership with UNICEF India, who graciously funded the program to reach out to maximum number of schools and provide online School Certification Program for students and fellow ObGyns.

International collaborations and partnerships were a focus in my tenure. FOGSI collaborated with AFOG and SAFOG to organize the WISDOM 2021 Conference virtually. FOGSI in collaboration with FIGO organized various initiatives like the FOGSI - FIGO 2021 Hybrid Conference with the theme 'Impact on COVID on Women's Health globally' in Hyderabad. The issue of rising CS was addressed at the Presidential Conference on 'Global Conference on Updates in Obgyn' in Hyderabad in July 2022. We also had the Robson Symposium on Caesarean Section Audit where Prof Mike Robson came down personally to deliberate on the subject. In India, I convened the meeting on 'Accelerating Action For Cervical Cancer Mukht Bharat'. Luminaries like Dr. Vinod K Paul, Member of NITI AYOJ and Shri. Rajesh Bhushan, Secretary Health MOHFW graced the occasion at AIIMS in Delhi and we urged them to implement universal HPV Vaccination for girls and women in the country. Through my persistent efforts, I was able to forge a partnership with MOHFW Government of India and WHO India Country Office to disseminate this information on the new MTP Act of 2021 amongst fellow ObGyns to ensure they are aware of the changes and are able to consistently cater for women's health in the framework of the law.

I have a dream to bring all Obstetrician and Gynecologists of India under the FOGSI umbrella. This will help us as an organization to be accountable and responsible. It will also help in uniform dissemination of protocols and guidelines and inspiring ethical practice across the fraternity.

I thank all of you my friends and fellow FOGSIans for your faith in me and supporting me in my endeavor to serve the women of our country as your President of FOGSI. I wish my good friend Dr Hrishikesh Pai a wonderful tenure as FOGSI President in the months ahead. I am sure he will take the federation to greater heights. I promise to be always on his side and support him in all his endeavors.

**Dr S.SHANTHA KUMARI**



**Dear FOGSIans,**

It is indeed a proud moment for me to pen this message for "Voice, The FOGSI Newsletter".

I am grateful to Prof. C. N. Purandare Sir, who mentored me throughout my journey in FOGSI, starting as Joint Secretary to him in 2009 to the current position of Secretary General. Sir, I owe a lot to you.

Dr Hrishikesh Pai, President, FOGSI 2022-23, whom I know for more than two decades, is a successful IVF specialist and a meticulous office bearer. I have learnt the nuances of administration of our vibrant organization from him, having worked as a treasurer during his tenure as Secretary General, 2015-18. It will be my privilege and honour to work with him once again. I convey my best wishes for his tenure as President.

I consider Prof. S Shantha Kumari, President, FOGSI 2021-22, as not just my friend but a sister who encouraged me in the functioning of FOGSI. We had to take many firm and prompt decisions in our tenure such as postponing AICOG during COVID pandemic, making representation to the Union Health Minister regarding ART bill, advocacy of cervical cancer vaccine to be included in National Immunization Program, amongst others. I will always cherish my memories of our time together as President and Secretary General. My best wishes to Shanta for all her future National and International endeavours.

We have planned a plethora of academic and cultural events throughout this year. As always, constructive suggestions and innovative ideas by our members and member bodies are welcome and encouraged. They will be discussed and we will go the extra mile to implement them.

I congratulate Dr. Sunita Tandulwalkar and the entire editorial team for this informative newsletter.

**"Where others fumble, FOGSI triumphs".**

**DR MADHURI A. PATEL**



**DR MADHURI A. PATEL**  
SECRETARY GENERAL, FOGSI

## “Life has no limitations; except the ones you make! - Les Brown



Dr S Sampathkumari  
FOGSI Vice President

Doesn't this quote remind us that life is to be lived, experienced and explored. Yes, there are no limitations. They exist only in your mind. Break that shackle and Break Free!

You might wonder why this preamble? Our President Dr HD Pai's maxim for the year is very similar to the above quote. 'Technology Transforms Women's Health'. As time evolved our roles too have transformed, from care providers to ensurers of women empowerment! Attention in time, attention to every detail and a wholistic approach to women's health needs are the golden principles that will result in Healthy Women, Healthy Progeny and a Healthy India!

In our march towards this end, a whole gamut of initiatives has been chalked out, right from 'Adolescence to Menopause'. They have been planned to lower the MMR. The MMR under the UN's Sustainable Development Goals (SDG) for 2030 is 70. India's MMR is 113 right now. Our calendar of events has been devised to achieve a low

MMR and we are planning to target the adolescents at schools and colleges, Youth Rallies, training programs for Paramedics and doctors at primary health centres and practitioners in periphery.

We should also effectively use the social media to reach out to the digital generation with the help of celebrities, app and meme developers along with the apt use of mass media vehicles.

The VP's conference will focus on 'High-Risk Pregnancies' and the Yuva FOGSI South will throw more light on 'Recent Advances in OG', program in Andamans ...are a few of the events planned with the support and guidance of our President and his able team members.

Life begets life by its very nature. By the same token, inspired men inspire - Leonard Ravenhill. And all we have is NOW! Let us enrich our life and that of others around us. And the society we live. Warm wishes to each and every one! Long live FOGSI!

### Respected Colleagues and Dear Friends,

By God's grace it is my proud privilege to be the vice-president of FOGSI for the year 2022-2023 under the dynamic leadership of DR. H.D PAI and this is all because of you.

The Presidential theme of this year is Technology Transforms Women's Health. Dr. Pai has planned activities very meticulously for upliftment of Indian women's health care.

The activity calendar includes enrichment of academics of FOGSIANS through various conferences, workshops, CME and publication of FOGSI focuses. A book is to be published for awareness of the general public.

Training of paramedical which is a very important part of strengthening of healthcare is also included in his activity calendar.

Dr. Pai has given ample opportunities to his vice-presidents and chairpersons to organise conferences, workshops, and CME. Show casing of FOGSI's talent, sports and a lot of fun awaits all of us this year.

I have been given the privilege of organising the Vice-President's FOGSI

conference on "labour and Beyond" at Patna which will be hosted by Patna obstetric & gynaecological society on 07th-9th April 2023. I promise to make it academically rich with very good cultural programs.

Yuva FOGSI East Zone is being organized by Manipur society at Imphal - from 1st - 3rd September 2023. The conference is on "NCD" enjoy the conference and the scenic beauty of Imphal.

Please do attend and participate in all the events.

Dr. Pai has been very generous and has given me the opportunity to bring out a FOGSI Focus on "Birthing - Current Concepts" for which I am thankful to him. With your co-operation and support we will together do a lot of academic activities, school programs, public awareness, sports, and talent hunt under the leadership of Dr HD Pai.

Life should be balanced - Family, profession, organization, health, fun, fellowship and philanthropy, everything should be balanced.

JINDAGI NA MILEGI DOBARA!



Dr Alka Pandey  
FOGSI Vice President





Dr Yashodhara Pradeep  
FOGSI Vice President

**“Alone we can do so little, together we can do so much” - Helen Keller**

It is my proud privilege to write this message in the capacity of Vice President FOGSI under the guidance and able leadership of FOGSI President Dr.Hrishikesh Pai , Dr Madhuri Patel Honorary Secretary General , all the office bearers and the stalwarts of FOGSI.

At the outset my heartfelt thanks to 39000 FOGSI members who have shown faith in me and given me the opportunity to serve FOGSI.

President has given me the responsibility to work for North Zone Societies and the six committees chairpersons to work with them; FOGSI Committees are - Urogynecology Committee headed by Professor J.B. Sharma ; Perinatology Committee Incharge Dr Chinmaya; Rath; Family Welfare Committee Incharge Dr Ashish Kale; Committee Chairperson of Breast diseases Dr. Charulata Bapaye, Midlife Committee Dr Shyjus P, and Medical disorder committee. I/C Dr. Manoj Chellani.

We will work together to the best of our capabilities to bring the change in reducing MMR in two digits and achieving SDGs, Advocacy- Practice of Contraception for spacing UHC; Academics - Managing Medical disorders in pregnancy – Prenatal Counseling Early detection of H R Pregnancy; Perinatal excellence by providing universal Perinatal care to reduce Perinatal death, Certificate course on Breast feeding and breast disease; Service Delivery - we will take care of women beyond reproductive life to improve QOL- The Midlife health of women and problems of Urogynecology. Research & Publication by collecting data from health camps & Monkey survey.

The FOGSI NZ with Yuva will be held by VOGS Varanasi, great opportunity to visit world famous Kashi Vishwanath Corridor in the month of Shivratri.

The Vice President Conference will be held at Lucknow; Window of Opportunity to visit Ram Mandir at Ayodhya in the month of Deepawali. Theme of the conference “Midlife health of women ” - The way to go.

I will end with lines –

**“Coming together is a beginning, keeping together is Progress. Working together is a Success” - Henry Ford**

**Jai ho FOGSI - Jai Hind “Azadi ka Amrit Mahotsav”**



Dr Asha Baxi  
FOGSI Vice President

With blessings of almighty my teachers and my elders along with boundless gratitude for the confidence placed in me by my fogsi members to honour the trust I humbly accept my installation as VP FOGSI. I have been a member of FOGSI for

nearly 40 years which was a great opportunity for me to learn not only academics but also leadership qualities. It is an appreciable platform to share my knowledge with colleagues interact with them and a source to give back my bit to the society I follow a line of remarkable leaders and my main duty as a leader is to nurture the aims and principles of FOGSI, and take it to a higher level. I want to make important and lasting contributions to this institution. My first endeavour will start from the FOGSI west zone conference with YUVA to be held on 18-19 nov at Ranthambore. The theme is safety for all It has workshops on Fetal medicine, Gyn surgery and safety in LR Besides that there would be sports fiesta and talent hunt competition as well Many more such programs and events are in line, including another conference in October 2023 at Indore with the theme of new age Obgyn practice. Other activities in process are on line courses especially on sexual medicine, patient information leaflets and multicentre studies to encourage research and publications Along with my fellow Vice Presidents and members of managing committee under the leadership of our honourable president Dr Hrishikesh Pai, I wish to serve FOGSI, step by step, program by program, and mandate by mandate.



Dear FOGSIANS,

**“DREAMS ARE THE WINGS TO FLY”**

I have dreams and I want to fly. I feel indebted as you all have kept faith in me and awarded me an opportunity to serve our extended family as a Vice-President for the year 2022-23. I feel honored. The theme of this year given by our enthusiastic and ever charming, dynamic President Dr. H. D. Pai is Technology Transforms Women's Health. Technology brings many side effects along with it. I personally feel that being office bearer of the prestigious organization it becomes my duty to take care of every member of my extended family. Over and above being conscious about our duty towards women's health we should also do something, so that our members feel themselves safe while in practice. We all are very much aware that incidences of litigations and violence against doctors are rising day by day. Different judgments from different courts are decreasing the morale of the practitioner. Many new laws are framed which have increased the anxiety of our members. Ambiguities in laws and lack of uniformity in the implementation of the same by different Appropriate Authorities are adding fuel to the fire. It is known to everybody that "Prevention is always better than Cure" and to prevent litigation one must gain knowledge of different laws applicable. During whole of my tenure with the help of our colleague and chairpersons we will impart knowledge to our members. Uniformity in practice will be promoted. With the involvement of Government officials, we will make efforts to clarify all the ambiguities in different laws and will try to promote uniform implementation

of different national laws all over India.

Our President Dr. H. D. Pai is kind enough to allow me to organize National Medico-legal Conference on 4th to 6th of August – 2023. The



Dr Geetendra Sharma  
FOGSI Vice President

conference will be hosted by Ahmedabad Obstetrics and Gynecological Society in Ahmedabad. We will be organizing west zone Yuva FOGSI conference at Ranthambhore in Rajasthan with Kota Obstetrics and Gynecological Society. Sports events and Talent will be a great attraction over and above the academics. We have plans to come out with many Books, FOGSI Focus and GCPRs for the benefit of our members. Social security scheme and Professional Protection Scheme (Indemnity Insurance) are always close to my heart. We will try to uplift these schemes by new attractions. Planning to make a nationwide medico-legal registry. The year will be full of National, International, Zonal and state Conferences, CMEs and cultural and sports program under the dynamic leadership of Dr. H. D. Pai. Hope you all will witness all these activities and make the year 2022-23 a memorable one in the history of FOGSI.

## The 5 Pillars of FOGSI







**THE LIFE &  
TIMES OF**  
**Dr Hrishikesh D Pai**



# Beyond The OBVIOUS

## MY ORIGIN

I was born in a middle-class Hindu Brahmin family residing in Mumbai. My mother Hema Pai was a spirited lady who loved to be nice to all the people around her. My Father Dr. D N Pai (Dutta to his friends) was a natural born achiever and a self-made man. He joined the freedom struggle for India's Independence in 1942 and was jailed by the British for 4 long years. Following his release in 1946 he joined the prestigious KEM Hospital and G S Medical College. Much loved and admired by friends and teachers, many of whom helped him monetarily, my father passed his MBBS and joined KEM as an anatomy professor.

After doing two years master's at Harvard where he excelled himself and passed Magna cum laude, my father was offered a job in USA health system in Puerto Rico. Resisting the lure of a cushy American job and a secure future, my dad came back to the love of his life : India and joined the KEM Hospital as a Professor in Public Health. In the mid-sixties my father was offered the additional charge of Family planning work in the city of Mumbai by the civic Municipal body. He, as usual, did a great job of it. He was recognised for his yeomen work in the field of Medicine, by being conferred the country's topmost honour the Padma Shri in 1971.

## INITIATION

I have no major recollection of my school years. I started becoming aware of myself when I entered 7th grade. Sometimes things happen to you inadvertently, but they change your path of life totally. I was a very naughty boy in school. In fact, I was an outstanding student. I always used to be standing outside the class, bent forwards touching my toes, a common punishment in those days.



“Lives of great men all remind us We can make our lives sublime, And departing, leave behind us Footprints on the sands of time.”







My sister Medha, who was in the same school, used to bear the brunt of my antics. All the teachers used to complain to her. She was a caring elder sister and always defended my excesses. There was a state scholarship exam which used to be conducted in 7th grade. She applied on my behalf for the National exam. I appeared for the exam and forgot about it. One day my sister came home after school waving and shouting with excitement: I had cleared the exam!! This was my official transition from a no-good dud to a potential scholarly material. Everyone started looking at me differently. This in turn ignited in me the passion to achieve, to excel. I passed my Junior College from the wonderful cosmopolitan Jai Hind College. Being a confused soul all my life, I was torn between opting for medicine or engineering. Ultimately my father's illustrious background won the day for me and I was admitted to the famous G S Medical College and KEM Hospital, our family Alma mater.

### **MEDICAL SCHOOL DAYS**

KEM was like second home coming to me. I used to frequent the campus since childhood as it was my dad's place of work. In his student days, my father was a dynamic student leader and was the General Secretary of GS Medical College. I wanted to follow his footsteps. In the first MBBS I stood for class representative elections. In a class of 160 students, I just got 20 votes. I lost badly, to say the least. In the subsequent year I worked very hard in winning friendships of fellow students and in doing a lot of extracurricular activities. My efforts paid off. The next year I won the same election with more than 100 plus votes. It was my first taste of victory. I had also realised the fact that success does not come easily; one must work your butt off, for achieving it. I subsequently became the wallpaper editor of the college magazine. But my obsession to become the General Secretary never became a reality. You can't have it all your way, I suppose.

My med school days were wondrous. The proud feeling, we had at being in the best medical college of the country is indescribable. The erudite professors, the skilled physicians and the masterful surgeons who taught us took our breath away. Interacting with patients, diagnosing their diseases, treating them, and then sharing their happiness on getting cured were experiences only a doctor can understand. The failures, the cancers, the complications, and the inevitable deaths that we saw around us made us philosophical, tougher, and more resilient. Life after all is not a bed of roses. Life sped by in a blur, and suddenly one fine day I had passed the final MBBS exam!!

I had to do my one-year internship program before I got



my formal MBBS degree. During my urban posting in the vast sprawling slum of Malawni in Mumbai's western suburb, I went door to door and chipped my two bits for immunising kids with the oral polio vaccine. My maiden effort at social work had a happy ending: it protected many kids from getting polio and, I got the Best Intern's Prize from KEM Hospital. It was my first taste of public recognition, the pleasures of which are truly addictive. This experience made me realise the importance of social responsibility which we all should have towards our not so well-off fellow human beings.

### **SPECIALIZATION**

I wanted to follow my dad's footsteps and enter the field of public health. However, I also enjoyed surgical work. I had good marks in Surgery and Gynaecology. After spending many agonizing days, I decided to dedicate myself to the most beautiful thing that God has made—women.

I started my residency in KEM Hospital. The department of Gynaecology was awesome. My post graduate teacher Dr. Nargis Motashaw was a dynamic, sophisticated Parsi from South Mumbai. She was the pioneer of Laparoscopic and hysteroscopic surgery in India. It was a treat to watch surgeries of the great vaginal surgery stalwarts such as V N Purandare, M R Narvekar and



Shirish Seth.

One day, one of my senior lecturer Dr. Shyam Desai asked me to be the Member of Mumbai OBGYN Society. He wanted me to vote for him as he was standing for the election of office bearer. I immediately obliged, not knowing that this move one day would play an important part in my life.

I enjoyed doing Gynaecology. I remember one of my first deliveries in the KEM Labour ward. The lady was in labour and was about to deliver. However, the bag of membranes had not ruptured. I had the onerous responsibility to do it. I was so intent on doing this, that I did not realise that I was standing very near patient. As soon as I ruptured the bag all the pent-up amniotic fluid splashed on my face, some even entering my mouth. How much we all laughed in the labour ward that day!!! KEM Hospital was the Mecca of Vaginal surgery worldwide. It used to be fascinating to see the greats, doing the most difficult surgeries, vaginally, with ease.

### THE CALLING

I was the blue-eyed boy of my Boss Prof. MY Raval, a great surgeon and administrator. During the post graduate examinations, I floored all my colleagues and came first at the MD examination. I also won two gold medals offered by the University of Mumbai. I was on a high. But I was still confused about my next career move. I liked the standard OBGYN practice, but I was not ecstatic about it. I wanted to do something that would arouse my passion!

During that time one of my teachers Dr. Indira Hinduja was trying hard to achieve a breakthrough in the new treatment of test tube baby which was being offered to infertile couples. She was doing it against all odds. She and her friend Dr. Kusum Zaveri from JJ and Dr. Anand Kumar from Institute of Research in Reproduction used to spend long hours treating numerous infertile couples with the help of IVF. Their efforts finally paid off, and one



of India's earliest test tube baby was born at our own Municipal run KEM Hospital in 1984.

We were all ecstatic. The whole department had a great celebration party at Dr. Hinduja's house in South Mumbai. At last, I knew what I wanted to do in my life. I wanted to help infertile couples have babies!! I wanted to be in this exciting new line of IVF which had lots of surprises stored in the future. The dice were cast, and the game was set...

### CUPID STRIKES

As senior registrar in the department, I used to get many medical students posted under me for training. One of them Rishma Dhillon particularly caught my eye. She was beautiful, smart, intelligent and lovely to talk with. She was glamorous and younger sister of India's famous Bollywood actress Poonam Dhillon. She was like a breath of roses in my mundane life. I was totally smitten. I knew she was the one for me. One eventful day many of us friends went on a yacht ride cum party off the gateway of India. I danced with her the entire night; there was no looking back. After two years of courting, I eventually popped the question. We happily got married in the summer of 1987.

Love was in the air. I was blissfully submerged in my married life. Rishma had just got her residency in OBGYN at the Wadia Hospital. In short, we had a ball. I started private practice. But I knew that I was missing my calling. The obsession of becoming an IVF specialist still hovered in my mind. I started applying to various top-notch centres worldwide. I decided to take my chances with the Garden city of the world: Melbourne. It had to be a one-year stint. I had to leave Rishma behind, as she was still doing her residency. With a heavy heart, I boarded the Qantas flight to Melbourne in 1989.

### GARDEN CITY OF THE GREEKS

The IVF unit of the Royal Women's Hospital Melbourne





was headed by a handsome brilliant Gentleman called Prof. Ian Johnston. They had delivered the World's third test-tube baby: no small a feat. The unit was staffed with brilliant scientists such as Alex Lopata, Gary Clarke, Roger Pepperell and fantastic IVF specialists like John McBain, Andrew Speirs and Lyndon Hale. All these guys taught me and nurtured me. As I was not formally paid, I used to make money on the side by assisting all the consultants in their Caesarean section cases. Of special mention was John Neil. After 6 months of clinical exposure, I was indoctrinated into the wonderful world of embryology. I remember the warning issued to me by the senior embryologist Yvonne Duplessis: "If you drop the dish carrying the patients' eggs, I will throw you out of the lab!!"

My excitement was unlimited when I isolated my first eggs, fertilised them and then loaded my first embryo transfer catheter. The embryologists taught me the most important part of IVF: Embryology.

Being alone, far from your wife and family, can be a harrowing experience. I used to stay in the medical student hostel attached to the hospital. During my stay, I made a lot of friends. Many of them gave me the social and mental support needed to overcome the urge of chucking everything and going back home.

During summer Rishma broke the monotony by visiting me in Melbourne. We toured the whole of Australia including the great barrier reef in Cairns. During my stay in Australia, I learnt to stay independently and survive on my own.

***I feel it is very important to spend time away from home. It helps you to become smarter, stronger, self-reliant and more resilient.***

At the end of 1990, the pregnancy rate in IVF was about 10% per attempt. I was well versed with the standard techniques of IVF and GIFT. One year was nearly over, and it was time to come back home.



**THE EARLY DAYS OF IVF**

After working in leading institutes of the world, coming back to India, and trying to establish yourself can be a very challenging job. I tried to apply to various institutes such as Jaslok Hospital and Bombay Hospital. But due to various reasons I could not get in. I was getting disheartened. It was at that time that my father came to my rescue. (Oh Dad! What would I have done, without you!!! You are and will always be my hero, my knight in shining armour). He lent me a small sum of Rs 6 lakhs, and I started my first IVF lab at Pearl Centre in Dadar in 1991. Getting instruments was very challenging. The IVF industry was in its infancy & the distributors were not in place. I somehow managed. I also wanted to use readymade IVF media from London. An obliging air hostess got this media for me from London!


I also started doing GIFT procedure by going to the hospitals of various doctors. Many of my colleagues used to laugh at me in derision and call me names, such as portable IVF doctor. But I was determined to succeed & succeed I did! I had my first IVF baby born in 1993. Many colleagues such as Dr. Shaunak Khandwala, Dr. Geeta Pandya & Dr. Sarla Ganatra helped me in these difficult formative years. Many colleagues from all over India had started recognising me as an IVF expert. I started getting invited for giving talks and lecturing on the subject.



**A NEW BUSINESS PARTNERSHIP**

In 1992 during one of the elections of the Mumbai OBGYN Society, I came across a smart, intelligent gynaecologist from the rival institute of JJ Hospital and Grant Medical College. Her name was Dr. Nandita Palshetkar. We got along well with each other. Nandita was appearing for her MD exams after a long break. She took me and my colleague Dr. Ajit Virkud's help in





getting reoriented to Gynaecology and appearing for her MD exams. This kept us in touch with each other. In 1994 our Family Hospital at Pearl Centre faced a lot of turbulence with the workers' labour union. As my fledgling IVF unit was in the hospital, I was fearful that the IVF unit would close down. At around the same time Nandita offered me a partnership in the IVF work, which I readily accepted. I shifted my IVF centre to the new place at Opera House in 1994. We had to give a name to this partnership. One day me and my wife were taking out Dr. Tushar Doshi, a dear friend and a skilled dentist from Los Angeles. He suggested the name Babies And Us IVF, ICSI Centre. It sounded nice. A new IVF unit was thus born. The work started to increase by leaps and bounds. I started becoming busier.

This enterprise later grew to become Bloom IVF Group, one of the largest singly owned IVF facilities in India having eight units including Mumbai, Navi Mumbai, Delhi, Gurugram, Faridabad & Chandigarh.

***I feel one of the best ways to grow in life is to get into partnership with people you are comfortable with and vibe with. It is also important to make the partnerships work and sustain!!***

I am thankful to my Bloom IVF Group team who has stood by us strongly through all thick and thin to run our operations successfully for over 3 decades now. We have served our patients with utmost care and excellent services through the help of our excellent team including our Clinical Heads Dr. Pooja Mehta, Dr. Sunita Arora, Dr. Rohan Palshetkar, Dr. Shailendra Mahimkar, Dr. Sudesh Kamat; Vrunda Kuchekar, Rushika Mistry, Sapna Rani, Ashok Ghandat, Dr. Parul Sharma and others steered by our CEO Ojaswini Kapoor.

### **BUILDING THE PROFESSIONAL CONNECTION**

Over the years, I have performed thousands and thousands of IVF procedures, enriching the lives of hundreds of childless couples. During this process I



introduced numerous path breaking and pioneering techniques in the field of ART, in India. I never thought IVF would go so far. It is a blessing to infertile couples. When I started out there were just a handful of fertility clinics around. Today there are over 2,000 in the country!! A pioneer in the field of ART, I have been credited with introducing several new technologies to India. In 1996, I was one of the first gynaecologists to introduce Intra Cytoplasmic Sperm Injection (or Micromanipulation as it is sometimes described as), to treat infertile males. Ours was the third unit in India to have started the procedure of ICSI.

In 1998, we started the technique of Assisted Laser Hatching to enhance pregnancy rates in ART. Along with Nandita, I was the first to establish the practice in India (1998) and the first to deliver laser hatching twins. The procedure was conducted on a woman who had had two IVF failures already, and she delivered a girl and boy prematurely in the seventh month. Appropriately enough, the kids were named, Nandita and Hrishikesh, by the parents.

I followed this by introducing the technique of Pre-Implantation Genetic Diagnosis (PGD). In 2006, I was the first in India to introduce the technique of Spindle View to visualise the chromosomal spindle during ICSI procedure.

Then, in 2007, along with Nandita, I helped deliver one of the first surrogate baby, frozen abroad, in India. Baby Daniela, as she was named by her ecstatic American parents, Ilona, and Stan Slezinger, was born through a surrogate mother in Mumbai at Lilavati Hospital.

In 2007, I introduced to India the process of Vitrification, a cutting-edge technology for cryopreservation (freezing) of embryos and eggs. I followed this by introducing the technique of oocyte freezing and the technique of ovarian tissue freezing in young women suffering from cancer. In 2009, I became the first to bring Intracytoplasmic Morphologically Selected Sperm





Injection (IMSI) to India. I also introduced the technology of In Vitro Maturation to treat infertile women suffering from Polycystic Ovary Syndrome (PCOS).


In 2012, we brought the first Embryoscope, a time lapse incubator into India. Incidentally, this was a first in all of Asia. Most recently, in 2019, our Bloom IVF clinics have started offering advanced technology of Pre-Implantation Genetic Testing (PGT), Non-Invasive Chromosomal Screening (NICS) & Non-Invasive Prenatal Testing (NIPT) using the latest DNA sequencing technology called Next Generation Sequencing (NGS). In 2021 we introduced Artificial Intelligence (AI) for analysing oocytes and sperms, first time in India.

In 2015, we achieved a major milestone in medical history by helping 42-year-old Diana Hayden deliver a baby girl, Anya, in Mumbai through our revolutionary egg freezing technology. The former Miss World had consulted us at 32, when she read had about egg freezing for the first time in 2005, and subsequently between October 2007 and March 2008, she froze 16 eggs with Bloom Fertility Centre. She chose to freeze her eggs for two reasons: She was busy with her career at that time and, more importantly, she was very clear that she was going to wait to fall in love and marry before having a baby. Diana is among the first to use egg freezing for lifestyle reasons.

*I feel it is important to be constantly updated with medical advances. It is important to keep on adding new technology to your clinics. Constant innovations are an essential aspect of progress.*

### THE SOCIAL RESPONSIBILITY CONNECTION

I came from a socially responsible family. Both my mother and father were ardent social activists. My mother was just 7 years when she was put in jail (for one day) during a street procession in those heady days of the Quit India Movement. My father joined the extremist movement for India's independence. He was arrested by the British Raj and incarcerated in the Karjat Jail for 4 years from 1942 to 1946. After studying in Harvard USA, he still had the gumption and love for his country to chuck a good job in Puerto Rico and come back to serve his motherland. Me and my sister were born and brought up by such "socially elevated" parents. I was literally in awe of my father. He spearheaded the family planning movement in India. He was the professor of public health in the university of Mumbai. His social zeal and astounding oratory skills made him the darling of organisations such as Lions, Giants, Jaycees and Rotary Clubs. He eventually joined the Rotary Club of Mumbai North. where he excelled himself in social activism. He founded a new Rotary Club of Mid-City. I was made a Rotarian at the young age of 25 years. I was one of the



million Club Rotarians. I had the fortune to attend the Rotary Convention in Orlando in 1984. During my stint in the Rotary, I did a lot of social work. I was twice, Community Service Director in the Rotary Club. In 1991 I was appointed as Assistant Honorary Consultant in gynaecology at the Kurla Bhabha Municipal General Hospital. I did 4 hours of daily free service at this hospital for the next 17 years of my life. I left the service in 2007 as I could not cope with so much work.

*Looking back, I am happy that I completed the legacy of individual social responsibility handed down to me by my parents. As doctors, we need to be socially committed to our country's urban and rural poor. I hope my children continue this legacy.*

### PARENTING

My wife Rishma went to Belgium in 1991 to study Advanced Endoscopic Surgery. It was not an easy task.



We both were hardly earning any money and I had to borrow money from my parents to send her abroad. The stay and food in Belgium were very costly. My poor slim wife had to live on bread, cheese and chocolates which were abundantly available. When she came back, she was looking beautiful and inviting. I wasted no time, and, in the process, my first child Anvisha was born in 1992. I remember that day vividly. Rishma went into labour in the evening after eating some crabs. When Anvi was about to be delivered, Rishma's obstetrician was nowhere in sight. I had to deliver my child myself under Rishma's stern instructions, I held the precious bundle of joy in my hands: Anvi was born. Four years later my son Arnav was born.

#### **ASCENDING THE LADDER OF PROFESSIONALISM**

In 1984, Dr. Shyam Desai made me the member of the Mumbai OBGYN Society. Initially I started attending various academic activities & conferences of the society. I presented prize winning papers during the MOGS conferences. My dynamism and zeal caught the eye of great MOGS Presidents such as Dr. Prashant Nanavati, Dr. Deepak Dave, Dr. Mahindra Patel & Dr. MY Raval. They started calling me to organise and compere various activities of the MOGS. All this helped me to achieve prominence in the society. One fine day, in the year 1989, when I was lecturer, I was sitting with my Boss Dr. Raval in the OPD of Nair Hospital. It was 11 am in the morning; I asked him whether I should stand for elections of member of the Managing committee of MOGS. Dr. Raval looked at me and smiled. He gave me the go ahead and blessed me with success. I was the youngest to stand for election of the managing committee at the age of 29 years!!

*That was the time I learnt a lesson that I always follow in my life. Always encourage your colleagues and juniors in*

*whatever they are doing, provided it will not harm them. Also, nothing ventured, nothing gained!!*

I was very aggressive in my campaign. I went and visited all the teaching hospitals. I met all the professors, students and the private practitioners. On that momentous day at Hotel West End, I came first with the highest votes. My upward journey in MOGS had started!! My early entry into the Managing Committee of MOGS paved the way for many other contemporaries of mine like Dr. Vinita Salvi, Dr. Gautam Allahabadia, Dr. Nozer Sheriar to enter MOGS, early in their career. I am happy to say that I literally set the trend for younger blood to enter the hallowed portals of the MOGS & FOGSI!! I continued the same trend by becoming one of the youngest Gynaecologists to become the Joint Clinical Secretary of MOGS and one of the youngest Presidents of MOGS (at 48 years of age) in 2008. During the Presidency, I created many innovations. I started cooperating with other groups such as the Navi Mumbai OBGYN Society and the Association of Fellow Gynaecologists. I also started a lot of outreach committee meetings in various parts of the maximum city. This outreach committee meetings have become a permanent fixture of the MOGS. I also started the MOGS Dr. Rishma Pai & Dr. Hrishikesh Pai Quiz for Postgraduates, which has now gained tremendously in popularity. I also managed to stabilise the Society's fluctuating financial status that year. All this was possible because of my inclusive nature, my ongoing efforts to involve as many MOGS members as was possible, a great secretary in Dr. Sheriar and a fantastic MOGS staff team of Divyaben, Naresh, Manohar and others. This was my second experience as a leader of an organisation, after also becoming the President of the Indian Association of Gynaecological Endoscopists in 2006, where I had the privilege of working with Dr. P K Shah as secretary IAGE.





I learnt that it is easy to assume a leadership role, provided you have the ability to be inclusive and allow your colleagues to spearhead important activities. A leader should encourage the colleagues to claim success, but should have the ability and strength to take responsibility for his colleagues' failures.

### BREACHING THE BASTION FOGSI

Although I was swiftly ascending the rungs of MOGS, IAGE and ISAR, there was one ladder, whose entry point had consistently evaded me: and that was the FOGSI. During the early days the FOGSI and MOGS used to have joint office. The FOGSI office superintendent Mrs. Bhandarkar was my good friend. She was a nice lady, and used to chat with me, whenever I was in the office. One day I asked her for advice: "Mrs. Bhandarkar, how can I enter FOGSI??" She said, "Beta it is difficult, but you keep attending the meetings and make friends. You must aim to become a chairman of a committee."

I was perplexed. Here I was, wanting to enter FOGSI, without absolutely NO Backing. Till now, most chairmen of FOGSI committees, were appointed at the behest of the FOGSI President. They were literally nominated.

***I kept on thinking, until the solution came to me. I had to help myself. Whenever there is no help available, look for the helping hand within yourself. Atma nirbhar!!***

In the year 2001, FOGSI was led by a very dynamic lady President Dr. Kamini Rao from Bangalore. She was going to preside over the Managing Committee Meeting of FOGSI which was being held in Chennai. I was attending the Chennai meeting as Mumbai OBGYN Society representative. I knew I had to make my move here. I arrived on Friday for the meeting. In the evening I went down to the Hotel restaurant. There was a cluster of people sitting on one table. They were the Patnaiks and Mahapatra of Orissa. We got introduced to each other. I also met a man from Kolkata called Dr. D K Dutta for the first time. Never did I realise that all these people would become my permanent friends for life and that they would help me in my journey. During the dinner, I told them that I am a simple person from Mumbai, without any backing from anyone, and that I requested them to help me to become FOGSI chairman, by backing me in the next day's meeting.

The next day, during the meeting presided by Dr. Kamini



Rao, I got up and requested her to have an election, instead of nomination, for the chairman's posts. The just lady, agreed to my request. For the first time in the history of FOGSI voting was done for Chairman's election. Each one of us candidates were allowed to address the managing committees for five minutes. After that there was secret ballot. All my newly found friends voted for me. I won, & the rest is history. I became chairman of Genetics & Foetal Medicine Committee for five years from 2002 till 2006.

***Whenever you need help, ask for it with humbleness and sincerity. The good Samaritans will always help you, especially when you deserve their help.***

### THE FOGSI YEARS

In 2004 I contested and won the Senior Vice Presidentship of FOGSI with record breaking votes. I was installed as Senior Vice President in Cochin Kerala in 2006 along with the dynamic President Dr. Duru Shah. Traditionally, the Vice Presidents, were more ornamental than functional, and were left to do their own thing. In subsequent Managing Committee Meetings, me and my fellow Vice Presidents Dr. Parul Kotdawala and Dr. A K Debdas requested the FOGSI Managing Committee to



give more role for the Vice Presidents to play. This was effectively implemented by the next year President Dr. Pankaj Desai.

***I learnt a very important lesson of my life. Be inclusive and involve all the people around you, to implement the program. Be liberal and depute others to do your work. Of course, supervise them, guide them & hand hold them as well. This learning went a long way in contributing to my subsequent growth.***

In 2008 my dear friend Dr. Suchitra Pandit phoned me to ask whether I would be standing for the election of FOGSI President or Treasurer. I was in a quandary: should I go for the President's election, which I surely would have won or should I go into the FOGSI administrative stream of Treasurer, Deputy Secretary and Secretary General followed by FOGSI President. My heart told me that it was too early for me to become President. By the grace of God, I choose the longer path and became the Treasurer of FOGSI in 2009. During the time of the Treasurer election, there was a possibility of someone contesting against me. I immediately made solid preparations for fighting the election. However, good sense prevailed, and I unanimously got elected unopposed as Treasurer of FOGSI. Luckily the duration of the office bearer posts was reduced from 5 years to 3 years.

***One's long term solid dedicated work always speaks for itself, & always helps you, in your hour of need!! Remember, if anyone does not stand against you in an election, it is not because of luck or love, but it is because your work performance is so good, that the opponent does not think it is worth his effort, to stand, and possibly lose, against you.***

My three years of Treasurer was a great learning experience about FOGSI accounts. This was followed by three years as Deputy Secretary General, wherein I learnt a lot about FOGSI website and digital activities. My predecessors like Dr. C N Purandare and Dr. PK Shah guided me well. During the three years of 2015, 2016 and 2017 as FOGSI Secretary General, I had great interaction with many FOGSI office bearers, especially the three FOGSI Presidents Dr. Prakash Trivedi, Dr. Alka Kriplani and Dr. Rishma Pai. The three-year stint as Secretary General made me wiser, inclusive and nicer as an individual. I started looking at everyone in a kinder way. At the same time, I ran the organisation very efficiently in association with my two colleagues, Dr. Jaydeep Tank and Dr. Madhuri Patel. I was very transparent in my behaviour in the FOGSI office. Although I ran the FOGSI office administratively, the ultimate decisions were left to the elected FOGSI leadership. I can rightfully take the credit of establishing an open and transparent contact with the Government of India and numerous non-governmental organisations

such as WHO, UNICEF, Jhpiego, Naco, HLPPT, Saathi, etc. The Pradhan Mantri Surakshit Matritva Abhiyan (PMSMA) was jointly launched by Government of India, FOGSI & IMA with great fanfare during the year 2016 when Dr. Alka Kriplani was president of FOGSI and I was the Secretary General. I remember the glittering ceremony where the then Health Minister Mr. Nadda along with the Health Secretary Mr. Mishra were present. The year 2017 was one of the best years of my administrative life, when my better half Dr. Rishma Pai became the FOGSI President. It was one of the best FOGSI years. The synergy between the two of us was phenomenal. Her implementation and execution of Presidential plan including the landmark Nari Swasthya Project was impeccable. I remember the great launch of the Nari Swasthya Pahal in Delhi in the presence of Health Minister Mr. Kulsate. We gave numerous awards to many health officials such as Dr. Vandana Gurnani, Dr. Baswal, etc. During her FOGSI tenure, under the guidance of Dr. Hema Diwakar and Ms. Pompy Sridhar, in association with MSD for Mothers, MacArthur Foundation, Jhpiego launched the FOGSI Manyata initiative. This launch was done with great fanfare at the Femm Conference in Mumbai in the presence of Ms. Shilpa Shetty, film actress. It was with heavy heart that I passed on the Secretary General baton to Dr. Tank at the AICOG in Bhubaneswar. Fortunately, my connection with FOGSI continued as the administrator of FOGSI Manyata Project. The year 2018 saw my very close friend and colleague Dr. Nandita Palshetkar take over as President of FOGSI. I was again made the National Convenor by her during her year. We had a great interaction with the Government and launched the FOGSI Aarogya Mahila project in Delhi. She, along with Dr. Sanjay Gupte and Dr. Archana Patil also launched the landmark Laqshya Manyata program with Government of Maharashtra, which has been very successful. I must acknowledge that I learnt a lot from my senior Secretary General predecessors such as super intelligent & leader par excellence Dr. C N Purandare, disciplinarian Dr. P K Shah & principled Dr. Nozer Sheriar. ***During my nine-year stint in the FOGSI administration I had imbibed a lot of knowledge and experience, and had become a more evolved individual.***

### **THE MANYATA YEARS**

I was fortunate enough to continue my association with FOGSI in the form of Administrator of the FOGSI Manyata Project. This program has been a great success. Its aim is to upgrade the maternity home using QI & QA protocols, revolving around 16 clinical standards. Since its launch in 2017, nearly 1400 plus nursing homes all over India have got the Manyata certification. Participating in this project has been a great learning experience, thanks to





internationally empowered & committed colleagues like Dr. Hema Diwakar & Ms. Pompy Sridhar. Their worldview is exciting and has opened new vistas of possibilities in front of my hungry eye. Many FOGSI Presidents including Dr. Rishma Pai, Dr. Sanjay Gupte, Dr. Jaideep Malhotra, Dr. Narendra Malhotra, Dr. Nandita Palshetkar, Dr. Alpesh Gandhi and Dr. Shanta Kumari have supported the project with zeal and gusto. Ms. Deepa Nagdev, Ms. Bulbul Sood, Dr. Ameya Purandare, FOGSI President Elect Dr. Jaydeep Tank, Dr. Madhuri Patel, Dr. Suvarna Khadilkar, Dr. Parikshit Tank, Dr. Samita Bharadwaj and Jasmine Kunder have contributed immensely to the project.

### MY NON FOGSI PARALLEL ACADEMIC LIFE

Incidentally, I am one of the first Indians to be appointed as Assistant Treasurer (2013-2016) and then as Director of Corporate Affairs, International Federation of Fertility Societies (IFFS) (2016-2022). In the past, I have also been President of Indian Association of Gynaecological Endoscopists (IAGE) (2007-2009), President of the Indian Society of Assisted Reproduction (ISAR) (2014-2016) and Founder Chairman of the Maharashtra Chapter of ISAR. I have also been the Founder Chair of the Indian Special Interest Group of the American Society of Reproductive Medicine (ASRM). In addition, I have served as Member of Board for regulating the ART Bill 2010 and the Special Committee to redraft Pre-Natal Diagnostic Techniques (PNDT) Act, both at the behest of the central & Maharashtra state Governments.

I served as Organising Chairman of the All-India Congress of Obstetrics and Gynaecology (2013). The All-India congress with member participation of 10,000 plus, more than 20 Bollywood stars, more than 50 plus international faculty was a huge success. I was also the Organising Secretary of the 22nd International Federation of Fertility Societies (IFFS) World Congress in Noida, New Delhi (21-25 September 2016). This international conference was very successful. This was followed by the grand success of the Annual ISAR conference in 2019, in the city of Mumbai.

### ACADEMIA

On the educational front, I was the Honorary Professor at Dr. D.Y. Patil Medical College, Navi Mumbai, from 1993 till 2007. I am also Director, Fortis Memorial Research Institute, Gurgaon, Fortis La Femme Hospital, New Delhi & Fortis Hospital, Mohali Chandigarh; and DNB Professor, Lilavati Hospital, Mumbai from 2007 to date. I also hold the post of Medical Director of Pearl Family Welfare Hospital, the institution my father started. I also have been an Honorary Visiting Professor in Manipal University.

Earlier, I have been Adjunct Assistant Professor in Clinical



Embryology & Andrology at East Virginia Medical School, Norfolk, USA (2008-10), Assistant Honorary Consultant, Kurla Bhabha Municipal General Hospital (1991-2007), and Post Graduate Teacher in Gynaecology at Diplomate of National Board (DNB) Examinations New Delhi. I also briefly served as Lecturer in B.Y.L. Nair Hospital (1988-1989).

I have been the Founder Editor of the Journal of Gynaecological Endoscopy and Surgery. I was also elected as Member of the Managing Committee of ICOG for two terms. I was also associated with the Editorial Board of the Journal of Obstetrics and Gynaecology in India as well as the Journal of Human Reproductive Sciences. I have more than 30 research papers published in national and international journals. I have had more than 180 citations (Google Scholar) of my research work, by other publications. I have authored and co-authored over 15 books and has contributed more than 50 chapters in various national and international publications. I am also the present Editor of the Indian edition of British Journal of Obstetrics & Gynaecology. I was also a contributing author to the International Surveillance Document of the IFFS in 2013, 2016 & 2019. I have delivered hundreds of guest lectures, orations, and chaired over hundreds of scientific sessions at national and international conferences, including FOGSI, IAGE, ISAR, IFFS, ASRM, ESHRE, etc.

### AWARDS

With all humility, I have to say that I have been fortunate enough to win more than 60 prestigious awards over the years. Among my major achievements and recognitions, is the Dr. Kanak Goel National Award for Community Service by the National Indian Medical Association, the Medscape India Unite for Care National Award for Excellence in Gynaecology (2014), the FERTICON Lifetime Award for Excellence in the Field of Assisted Reproduction (2015) & the MOGS B.N. Purandare award (2016). In fact, I am the only person to have won all the five awards given by the Mumbai obstetrics &



Gynaecological Society!! The international Frost and Sullivan India Healthcare Excellence Award that our Clinic, Bloom IVF Group won for Best IVF Company of the Year (2013) also holds a special place in my heart. In recent years I have been fortunate enough to have been bestowed with prestigious awards such as Fellowship ad eundem FRCOG given by the Royal College of Obstetrics & Gynaecology. I received this award in the hallowed portals of the Royal College building at Sussex Place London at the hands of the President Dame Lesley Reagan, in June of 2019. This was immediately followed by the Lifetime Achievement Award bestowed on me by the Indian Society for Study of Research & Reproduction (ISSRF) at the hands of Director of ICMR, Dr. Bhargava, in New Delhi in 2019. In 2020 I received the Satya Paul Chairman's award at the hands of President of American Society of Reproductive Medicine Hugh Taylor and this was followed by the Dr. Prabha Malhotra Lifetime Achievement Award, bestowed upon me by the Indian Society for Assisted Reproduction at the hands of FOGSI President Dr. Shantha Kumari in Hyderabad.

#### **MEDIA**

My work has been extensively written about in the print, social and electronic media. My interviews have been printed in popular magazines such as India Today, Newsweek, and Chitralkha. I was once featured on the front page of The Times of India for my path-breaking work in the field of infertility. My work has also been highlighted in articles in other national newspapers such as The Indian Express, DNA, The Economic Times, Hindustan Times, The Hindu and Deccan Chronicle. Further, I have figured in patient information programmes on television on a number of occasions on channels like Doordarshan, Zee Marathi, Zee 24 Hours, and Care Television. I have also been interviewed by news channels such as Zee News, Aaj Tak, Star News, CNN IBN, ET Now and NDTV 24x7. I was interviewed for an article in the Wall Street Journal, USA. Recently I had the privilege of being on the TV and radio of the BBC World Service!! Throughout my public interactions and media appearances, I have dwelt on various issues pertaining to the promotion of women's health in India. I am a voracious reader. Whenever I get the time, I love to catch up with favourite reads, which include Conn Iggulden (author of the best-selling historical fiction series, 'Conqueror' and 'Emperor'), Jeffrey Archer, Frederick Forsyth and Indian authors Amish Tripathi and Chetan Bhagat. I am also very active on LinkedIn, Facebook, and Instagram.

#### **PRESENT**

I live with my accomplished, celebrated, much awarded,

dynamic celebrity Gynaecologist wife Dr. Rishma Dhillon Pai. Rishma has had the unique distinction of being President of five organisations: FOGSI, ISAR, IAGE, MSR & MOGS. She has also received the Honorary FRCOG. In fact, we are the only couple who have been president of 5 organisations namely ISAR, IAGE, MSR, MOGS and



FOGSI. We are also one of the few couples in the world to have got Honorary FRCOG, she got the Honorary Causa & I got the Fellowship ad eundem. I am fortunate enough to have two kids Anvisha and Arnav. Anvisha is a brilliant student who graduated from World's number one engineering college MIT (Massachusetts institute of Technology). She is running her own start-up company in USA and is settled with her husband Ravi, who himself is from Stanford and a very successful engineer. My son Arnav (indeed a very good, brainy and kind human being) is studying in his final year of Gynaecology residency at the D.Y. Patil Medical College in Navi Mumbai. He has a long way to go. I have a loving sister in Ms. Medha Kulkarni, a lawyer in USA, and her husband Dr. Upendra Kulkarni, a leading Gynecologist in USA. Both her kids, Shailu, a leading lawyer and Shonali, a management expert are well established. I have also been fortunate enough to have a lovely, good natured and famous Film actor Ms. Poonam Dhillon as my sister-in-law. Both my nephew Anmol and my niece Paloma are upcoming film actors and are doing well.

#### **FUTURE**

COVID has changed our life. It has more or less made us to self-evaluate, introspect, learn, upgrade and relook at the way we are going to plan our future. Personally, I am going to dedicate the next 10 years of my life towards emancipation of women, consolidation of FOGSI and building the nation. Above all, I am going to spend every precious moment of my life, building bridges of love, and understanding with family, friends and colleagues. Love you all.





# INSTALLATION CEREMONY

**Dr Hrishikesh Pai**

as President, FOGSI





On 22nd of October 2022, at St Regis, Mumbai Dr Hrishikesh Pai was installed as the 61 st President of FOGSI amongst much fanfare. FOGSI – the Federation of Obstetrics & Gynecological Societies of India is an organization that was established in 1936 and currently has 38000 gynecologists from 263 local societies spread all over India, as its members. The Installation ceremony was witnessed by gynecologists who had especially travelled from all over India and abroad to extend their support and encouragement to Dr Pai.

The glittering function commenced with a National Integration dance that depicted the rich cultural heritage of India. Many noted dignitaries and celebrities graced the occasion with their presence. Shri Faggan Singh Kulaste ji, Union Minister of Steel and Rural development was the Chief guest of the evening. He was very appreciative of the body of work done by Dr Pai and FOGSI and extended his best wishes. Dr Sadhana Tayade, Director of Health sciences, Maharashtra state and Dr Shivkumar Utture, President of Maharashtra Medical council also obliged one and all with their presence. The evening's opulence was further enhanced by the presence of beloved Bollywood starlets Ms. Karishma Kapoor, Ms. Lara Dutta, Ms. Poonam Dhillon and Ms. Padmini Kolhapure. It was a proud privilege to welcome Dr Anne Kihara, President Elect of FIGO (International Federation of Gynecology and Obstetrics); Dr. Ferdousi Begum, Past President of FIGO; Dame Lesley Regan,



Secretary of FIGO; Dr Rohana Haththotuwa, President of SAFOG (South Asian Federation of Obstetrics and Gynaecology); and Dr Shantha kumari Sekaran,





Immediate Past president of FOGSI as Guests of honour. The installation ceremony was conducted by Bollywood celebrity and ex Mrs World Dr Aditi Govitrikar along with acclaimed emcee Mr Nikhil Khatri. In the start of the ceremony medals were exchanged to signify the onset of Dr Hrishikesh Pai's term as FOGSI President. Following this, the immediate past President Dr Shanthakumari was felicitated with a silver medal. Dr Shantakumari's entire team of Vice Presidents – Dr Kawita Bapat, Dr Archana Verma, Dr Basab Mukherjee, Dr Bipin Pandit, Dr Fessy Louis were also felicitated with momentos and bouquets. The new incoming team of Vice Presidents Dr Asha Baxi, Dr Geetendra Sharma, Dr S Sampathkumari, Dr Alka Pandey and Dr Yashodhara Pradeep (in absentia) received medals of installation from Dr Pai. Dr Suvarna Khadilkar, Deputy secretary of FOGSI and Dr Niranjana Chavan, Assistant Treasurer were also welcomed on the dais. Dr Manisha Takhtani was handed over her medal as Joint Secretary of FOGSI.

Dr Madhuri Patel, Secretary General of FOGSI delivered the pledge to all the office bearers and officially welcomed the new team. The Outgoing Committee chairs – Dr Girish Mane, Dr Meena Samant, Dr Shobha Gudi, Dr Mandakini Pradhan, Dr Varsha Baste, Dr Komal Chavan, Dr Abha Singh, Dr Kalyan Barmade, Dr Sneha Bhuyar received plaques of appreciation for their exemplary service towards FOGSI. Many Past presidents of FOGSI Dr RP Soonawala, Dr Sanjay Gupte, Dr C N Purandare, Dr Alokendu Chatterjee, Dr Hema Divakar, Dr Prakash Trivedi, Dr Shyam Desai, Dr Usha Saraiya, Dr Suchitra Pandit, Dr Sadhana Desai and Dr Kamini Rao graced the function by their kind presence. The present team of 28 FOGSI Committee chairpersons were also present at the function.

The whole evening function by two beloved Past Presidents of FOGSI and National FOGSI Coordinators Dr Rishma Pai and Dr Nandita Palshetkar. The compere Ms Aditi Govitrikar was supported by Ojaswini Kapoor, CEO







Bloom group, Dr Priyankur Roy and the Zonal Coordinators of FOGSI – Dr Ameya Puranadare, Dr Rohan Palshetkar, Dr Komal Chavan, Dr Shrutika Thakkar, Dr Arnav Pai, Dr Anu Chawla, Dr Vinita Singh, Dr Selvapriya,

Dr Aruna Suman, Dr Aparna Sharma, Dr Indranil Dutta, and Dr Jeyarani Kamaraj.

Dr Pai spoke passionately about his vision and dreams for FOGSI and had an innovative way of sharing his aspirations for healthcare of the women of India through a presentation by noted sand artist who made a beautiful sand presentation during Dr Pai's speech. Dr Hrishikesh Pai also revealed his slogan 'Swasthya Nari, Sukhi Nari' (Healthy Woman, Happy Woman) and his CSR activity Badlaav - a change during the speech. He further explained the concept of Badlaav and its 3 pillars: Ekikaran (Integration of thought and action), Samanata (Equality of treatment for all) and Takniki (technology to achieve these objectives). During the function, the integrated FOGSI Newsletter 'Voice' edited by Dr Sunita Tandulwadkar and two FOGSI books, one on Contraception edited by Dr Sunita Tandulwadkar, Dr Ashish Kale and the other on 'Evidence based practices in O & G' edited by Dr Mala Arora were also released.

The official ceremony was followed by the Badlaav parade - a beautiful procession by women from all age groups carrying catchy health slogans elegantly led by Dr Rishma Pai, Dr Nandita Palshetkar and coordinated by Yuva team Fogsii members Dr Sheetal Sawankar, Dr Garima Sharma and Dr Ritu Hinduja. This was followed by unfurling of the Badlaav banner and an award ceremony during which Presidents- Luminary, International Luminary, Secretary Generals- Achiever, ICOG Achiever, JOGI Achiever and other FOGSI achievers were awarded and their contributions to FOGSI were celebrated.

Dr Suvarna Khadilkar, Deputy General Secretary of FOGSI then delivered the vote of thanks conveying gratitude to all the dignitaries on the dais and in audience.

The last leg of the evening consisted of a medley of dances completely coordinated online and seniors as well as juniors of all ages, from all over India showcased their talents on stage. There were a total of 9 dances, that were choreographed by famous Bollywood choreographer Ms Disha Mehta and coordinated by Dr Shrutika Thakkar. Notably the show was started by a dance by the past presidents, the presidential task force along with Dr Pai and was followed by dances by the Vice Presidents with their chairpersons., team Mumbai OBGY society (MOGS), the Bloom group and the zonal coordinators. Overall, the night ended on a very positive note with the whole floor set on fire with the enthusiasm of all those present.

It was indeed a fabulous function that coincided with the auspicious day of Dhanteras and not only marked the start of Diwali but also the start of Dr Hrishikesh Pai's remarkable journey as President of FOGSI.





**FOGSI  
PRESIDENTIAL PLAN**

YEAR 2022-23

**THEME**

**Swasth Naari,**

**Sukhi Naari**

स्वस्थ नारी,

सुखी नारी



## FOGSI CSR CAMPAIGN 2022-2024

# BADLAAV

बदलाव | पाली | शिफ्ट | ञीढर्ग | णिष्कु | सिढट | माह्रहम्  
 మార్పు | ٹفش | স্থানান্তর | Change |

### FOGSI LOGO



**EKIKARAN (INTEGRATION)**

**SAMANTA (EQUALITY)**

**TAKNEEKI (TECHNOLOGY)**

**TECHNOLOGY TRANSFORMS WOMEN'S HEALTH**



# BADLAAV INITIATIVE AREAS

- ✓ Teen and adult vaccination program
- ✓ Gender equality and women's empowerment
- ✓ Upgraded and respectful maternity care (Manyata)
- ✓ Sexual and reproductive health (contraception & family planning)
- ✓ Preventive health check-up of women
- ✓ Prevention of anemia
- ✓ NCDs for non-pregnant women
- ✓ Cancer prevention and treatment
- ✓ Mental health
- ✓ Mid-life and menopause
- ✓ Badlav Clinics - 18th of every month
- ✓ Advocacy – in all mediums to reach the masses & educate them
- ✓ Health check-up camps by Committees / Societies in community
- ✓ Data collection and analysis
- ✓ Special focus on tribal / rural areas using Point of Care Outreach





## FOGSI Calendar Of Events 2022



October 22-23, 2022  
**Mumbai**



**FOGSI Presidential Conference Femtek-I  
FOGSI Managing Committee Meeting  
FOGSI Core Committee Meeting**  
Dr. Hrishikesh Pai, Dr. S Shantha Kumari,  
Dr. Madhuri Patel

November 4-6, 2022  
**Mumbai**



**35th Annual Conference of AICC - RCOG**  
Dr. Bhaskar Pal, Dr. Sarita Bhalerao,  
Dr. Ameet Patki, Dr. Uma Ram  
M: 9820070678 | E: saritabhhalerao67@gmail.com


November 18-20, 2022  
**Rajasthan**



**FOGSI West Zonal Conference With Yuva 2022 - 23**

Dr. Lila Vyas, Dr. Desh Deepak  
Dr. Asha Baxi, Dr. Geetendra Sharma  
M: 9829029039 | E: drlilavyas@gmail.com

November 28, 2022  
to January 5, 2023  
**Uttarakhand, UP, Bihar,  
Jharkhand, West Bengal**



**Nari Swasthya Janandolan Yatra  
Na Na Anemia Bus Ride**

Dr. Rishma Pai, Dr. Nandita Palshetkar, Dr. Madhuri Patel,  
Dr. Yashodhra Pradeep, Dr. Alka Pandey

January 4-8, 2023  
**Kolkata**



**65th All India Congress of  
Obstetrics & Gynaecology**

Dr. Bhaskar Pal, Dr. Basab Mukherjee,  
Dr. Dibyendu Banerjee  
M: 9831298236 | E: palbas@hotmail.com

January 19-22, 2023  
**Andaman &  
Nicobar Island**



**FOGSI Funference: Adolescent Health  
- A crisis overlooked**

Dr. S Sampath Kumari, Dr. Anjalakshi Chandrasekar,  
Dr. Jeyarani Kamraj  
M: 9884813300 | E: drskumari@yahoo.co.in


February 24-26, 2023  
**Varanasi**



**FOGSI North Zonal Conference with Yuva**  
Dr. Anuradha Khanna, Dr. Divya Aggarwal,  
Dr. Ritu Khanna, Dr. Lavina Chaubey,  
Dr. Yashodhara Pradeep

M: 9935391115, 9415226900 | E: northzonyuafogsivaranasi@gmail.com  
W: northzoneyuvafofsi2023varanasi.com


March 4-5, 2023  
**Nagpur**



**FOGSI ICOG Annual Conference – RRR 2023**

Dr. Laxmi Shrikhande, Dr. Ashok Kumar  
M: 9623459766 | E: shrikhandedrlaxmi@gmail.com

March 10-12, 2023  
**Kozhikode**



**FOGSI South Zonal Conference with Yuva**

Dr. Jyoti Ramesh Chandran, Dr. Subhash Mallya,  
Dr. Rajeesh S Ravi, Dr. S Sampath Kumari  
M: 9995353512, 8606034555 | E: mallyasubash@yahoo.com |  
W: in.eregnow.com/ticketing/register/FSZC2023





## FOGSI Calendar Of Events 2022



October 22-23, 2022  
**Mumbai**



**FOGSI Presidential Conference Femtek-I  
FOGSI Managing Committee Meeting  
FOGSI Core Committee Meeting**  
Dr. Hrishikesh Pai, Dr. S Shantha Kumari,  
Dr. Madhuri Patel

November 4-6, 2022  
**Mumbai**



**35th Annual Conference of AICC - RCOG**  
Dr. Bhaskar Pal, Dr. Sarita Bhalerao,  
Dr. Ameet Patki, Dr. Uma Ram  
M: 9820070678 | E: saritabhhalerao67@gmail.com


November 18-20, 2022  
**Rajasthan**



**FOGSI West Zonal Conference With Yuva 2022 - 23**

Dr. Lila Vyas, Dr. Desh Deepak  
Dr. Asha Baxi, Dr. Geetendra Sharma  
M: 9829029039 | E: drlilavyas@gmail.com

November 28, 2022  
to January 5, 2023  
**Uttarakhand, UP, Bihar,  
Jharkhand, West Bengal**



**Nari Swasthya Janandolan Yatra  
Na Na Anemia Bus Ride**

Dr. Rishma Pai, Dr. Nandita Palshetkar, Dr. Madhuri Patel,  
Dr. Yashodhra Pradeep, Dr. Alka Pandey

January 4-8, 2023  
**Kolkata**



**65th All India Congress of  
Obstetrics & Gynaecology**

Dr. Bhaskar Pal, Dr. Basab Mukherjee,  
Dr. Dibyendu Banerjee  
M: 9831298236 | E: palbas@hotmail.com

January 19-22, 2023  
**Andaman &  
Nicobar Island**



**FOGSI Funference: Adolescent Health  
- A crisis overlooked**

Dr. S Sampath Kumari, Dr. Anjalakshi Chandrasekar,  
Dr. Jeyarani Kamraj  
M: 9884813300 | E: drskumari@yahoo.co.in

February 24-26, 2023  
**Varanasi**



**FOGSI North Zonal Conference with Yuva**  
Dr. Anuradha Khanna, Dr. Divya Aggarwal,  
Dr. Ritu Khanna, Dr. Lavina Chaubey,  
Dr. Yashodhara Pradeep

M: 9935391115, 9415226900 | E: northzonyuafogsivaranasi@gmail.com  
W: northzoneyuvafofsi2023varanasi.com


March 4-5, 2023  
**Nagpur**



**FOGSI ICOG Annual Conference – RRR 2023**

Dr. Laxmi Shrikhande, Dr. Ashok Kumar  
M: 9623459766 | E: shrikhandedrlaxmi@gmail.com

March 10-12, 2023  
**Kozhikode**



**FOGSI South Zonal Conference with Yuva**

Dr. Jyoti Ramesh Chandran, Dr. Subhash Mallya,  
Dr. Rajeesh S Ravi, Dr. S Sampath Kumari  
M: 9995353512, 8606034555 | E: mallyasubash@yahoo.com |  
W: in.eregnow.com/ticketing/register/FSZC2023





## FOGSI Calendar Of Events 2022



March 24-26, 2023  
Pune



### FOGSI-POGS Star Global Summit - High - Risk Pregnancy

**Dr. Sunita Tandulwadkar, Dr. Parag Biniwale**  
M: 9822015850, 9822023061  
E: sunitaivfindia@gmail.com, parag.biniwale@gmail.com

April 7-9, 2023  
Patna



### FOGSI East Zone Vice President Conference

**Dr. Alka Pandey, Dr. Meena Samant,  
Dr. Vinita Singh, Dr. Pragya M Choudhary**  
M: 9525051132, 9334123426  
E: alkapandey06@yahoo.co.in

April 14-16, 2023  
Delhi



### FOGSI Managing Committee Meeting

**Dr. Asmita Rathore, Dr. Dipti Goswami**  
M: 022-24951648, 022-24951654  
E: office@fogsi.org, fogsi2007@gmail.com

May 20-21, 2023  
Kanpur



### FOGSI Recent trends and advances in Obstetrics, Gynecology and Infertility ROGI

**Dr. Meera Agnihotri, Dr. Kanchan Sharma,  
Dr. Usha Goenka**  
M: 9838004050, 9453035955, 9839031204 |  
E: doctorkanchansharma@gmail.com


May 26-28, 2023  
Mumbai



### ISAR - FOGSI Endogyn World Conference

**Dr. Sunita Tandulwadkar, Dr. Nandita Palshetkar,  
Dr. Rishma Pai**  
M: 9822015850, 96735083083  
E: sunitaivfindia@gmail.com

June 1-4, 2023  
Mumbai



### 18th AAGL International MIS Congress : IAGE – FOGSI

**Dr. Prakash Trivedi**  
M: 9820052631 | E: dr.prtrivedi@gmail.com

June 9-11, 2023  
Ahmedabad



### International PPH Conference

**Dr. Mahesh Gupta, Dr. Phagun Shah, Dr. Usha Gupta**  
M: 9426499922, 9825431233 | E: gynecmg@gmail.com

June 28-29, 2023  
London, UK



**FOGSI - RCOG India Day  
FOGSI Presidential Conference Femtek-II**  
**Dr. Raneer Thakar, Dr. Rishma Pai, Dr. Nandita Palshetkar,  
Dr. Madhuri Patel, Dr. Bhaskar Pal, Dr. Ameet Patki**  
M: 022-24951648, 022-24951654  
E: office@fogsi.org, fogsi2007@gmail.com

July 8-10, 2023  
Kanchipuram



### Gestosis - FOGSI International Conference on HDP

**Dr. Suchitra Pandit, Dr. Gorakh Mandrupkar,  
Dr. Umaiyal**  
M: 9820416474, 9860963794 | E: suchipan56@gmail.com





## FOGSI Calendar Of Events 2022



July 14-16, 2023  
Hyderabad



**FOGSI FIGO Conference**  
**Dr. S Shantha Kumari, Dr. Vindhya T.**  
M: 9848440272  
E: thirupathi.atkapuram@meetyevents.com  
W: www.fogsi-figo2023.com

July 22-23, 2023  
Gurugram



**FOGSI Conference - Her Health at 40**  
**Dr. Ragini Aggarwal, Dr. Ritu Jain, Dr. Anjali Verma**  
M: 9711187176, 9810996028  
E: ggf2022.gurugram@gmail.com

August 4-6, 2023  
Ahmedabad



**FOGSI West Zone I  
Vice President Conference**  
**Dr. Geetendra Sharma, Dr. Mukesh Savalia**  
M: 9825298762 | E: geetendrasharma@yahoo.co.in

August 11-13, 2023  
Kodaikanal



**FOGSI South Zone Vice President Conference**  
**Dr. S Sampath Kumari, Dr. Jyothi Sundaram,  
Dr. Kalpana B**  
M: 9884813300 | E: drskumari@yahoo.co.in

August 18-20, 2023  
Delhi



**FOGSI PG Conference**  
**Dr. Asmita Rathore, Dr. Sharda Jain, Dr. Neerja Bhatla,  
Dr. J B Sharma, Dr. Anita Sabharwal, Dr. Poonam Goyal**  
M: 9811081811, 9968604345  
E: goyalpoonam29@gmail.com

August 25-27, 2023  
Goa



**FOGSI Friends Meet**  
**Dr. Dipak Bhagde, Dr. Narendra Malhotra,  
Dr. Sudhir Shah, Dr. Alpesh Gandhi**  
M: 9824211761, 9837033335 | E: drbhagde@gmail.com

September 1-3, 2023  
Imphal



**FOGSI East Zonal Conference with Yuva**  
**Dr. Subodha Ningthoukhongjam, Dr. K Pratima Devi,  
Dr. Th Digel, Dr. Alka Pandey**  
M: 9436039951, 9612001318  
E: iogsimphal23@gmail.com

September 22-24, 2023  
Mumbai



**SAFOG 2023 Conference : MOGS – FOGSI**  
**Dr. Shyam Desai, Dr. Anahita Chauhan,  
Dr. Madhuri Patel, Dr. Bhaskar Pal, Dr. Shailesh Kore,  
Dr. Yusuf Latif**  
M: 9022361841 | E: safogfogsimogs@gmail.com

September 22-24, 2023  
Mumbai



**FOGSI Cells & Conference Conduct Committee Meeting (22)**  
**FOGSI Managing Committee & General Body Meeting (23-24)**  
**Dr. Hrishikesh Pai, Dr. Madhuri Patel**  
M: 022-24951648, 022-24951654  
E: office@fogsi.org, fogsi2007@gmail.com

# FOGSI ACADEMIC PROGRAMS 2022-2023

---

**22<sup>nd</sup> October 2022**

**FOGSI Femtek-I - Modern Approaches to Gynaecology & Obstetrics, Mumbai**



Dr S Shantakumari  
Org Chairperson



Dr Hrishikesh Pai  
Org Chairperson



Dr Madhuri Patel  
Org Chairperson

**22<sup>nd</sup> October 2022**

**FOGSI Presidential Installation Ceremony, Mumbai**

**23<sup>rd</sup> October 2022**

- **FOGSI New Managing Committee Meeting, Mumbai**
  - **Core Committee Meeting, Mumbai**
- 







# MODERN APPROACHES TO GYNAECOLOGY & OBSTETRICS (FEMTEK-I)



## ORGANIZING COMMITTEE

### Organizing Chairpersons



Dr S Shanthakumari



Dr Hrishikesh Pai



Dr Madhuri Patel

### Organizing Vice Chairpersons



Dr Jaydeep Tank



Dr Rishma Dhillon Pai



Dr Nandita Palshetkar



Dr Suvarna Khadilkar  
Organizing Secretary



Dr Parikshit Tank  
Treasurer



Dr Niranjan Chavan  
Treasurer

### Conveners



Dr Sarita Bhalerao



Dr Anahita Chauhan



Dr Rajendra Sankpal



Dr Shailesh Kore



Dr Geetha Balsarkar



Dr Kedar Ganla



Dr Sujata Dalvi



Dr Rajendra Nagarkatti



Dr Ameya Purandare



Dr Pratik Tambe



Dr Priyankur Roy



Dr Rohan Palshetkar



Dr Manisha Takhtani



Dr Shrutika Thakkar



Dr Anu Chawla



Dr Sunita Arora



Dr Pooja Mehta



Dr Arnab Pai

4<sup>th</sup> - 6<sup>th</sup> November 2022

FOGSI/AICC-RCOG/MOGS Conference, Mumbai

### ORGANISING COMMITTEE



**Dr. Bhaskar Pal**  
Chair, AICC RCOG



**Dr. Hrishikesh Pai**  
President, FOGSI 2022-2023



**Dr. Niranjn Chavan**  
President, MOGS



**Dr. Sarita Bhalerao**  
Chair, AICC RCOG  
West Zone



**Dr. S. Shanthakumari**  
President, FOGSI 2021-2022



**Dr. Rajendra Sankpal**  
Secretary, MOGS



**Dr. Ameet Patki**  
Immediate Past Chair  
AICC RCOG, West Zone



**Dr. Madhuri Patel**  
Secretary General, FOGSI



**Dr. Geetha Balsarkar**  
Treasurer, MOGS



**Dr. Uma Ram**  
Chair, AICC RCOG  
South Zone



**Dr. Ranjana Sharma**  
Chair, AICC RCOG  
North Zone



**Dr. M M Samsuzoha**  
Chair, AICC RCOG  
East Zone

### ORGANISING CO CHAIRPERSONS



**Dr. Purnima Satoskar**



**Dr. Suvarna Khadilkar**



**Dr. Anahita Chauhan**

### ORGANISING SECRETARIES



**Dr. Reena Wani**



**Dr. Sunita Tandulwadkar**



**Dr. Shailesh Kore**



**Dr. Sudeshna Ray**



**Dr. Parikshit Tank**

### TREASURERS

### WORKSHOP IN CHARGE



**Dr. Kedar Ganla**



**Dr. Sujata Dalvi**



**Dr. Rajendra Nagarkatti**





**4-6NOV  
2022  
Mumbai**

# 35<sup>TH</sup> ANNUAL CONFERENCE OF AICC-RCOG

All India Coordinating Committee of Royal College  
Of Obstetricians & Gynaecologists, UK

*In Association with*

Federation of Obstetric & Gynaecological Societies of India (FOGSI)  
& The Mumbai Obstetric & Gynecological Society (MOGS)

**Pre Congress-Workshop**  
on 4th November, 2022  
Venue: College of Physicians  
& Surgeons, Parel, Mumbai.

**Congress on**  
05th & 06th November, 2022  
Venue: Taj Lands End,  
Bandra (West), Mumbai.

**6 MMC  
Credit Points  
Will be  
Awarded**

**15 ICOG  
Credit Points  
Will be  
Awarded**

Registration & Payment Link : <https://rzp.io/l/keiRudgJ9>





**18<sup>th</sup> - 20<sup>th</sup> November 2022**

- **FOGSI West Zonal Conference with Yuva, Ranthambhore**
- **FOGSI Has Talent 2.0 Zonal Elimination Round, Ranthambhore**
- **Appreciation Awards for Presidents/Legends of Zonal FOGSI Societies, Ranthambhore**

Venue: Nahargarh Palace, Ranthambhore



**Dr. Hrishikesh D. Pai**  
President FOGSI



**Dr. Madhuri Patel**  
Secretary General



**Dr. Asha Baxi**  
Vice President West Zone



**Dr. Geetendra Sharma**  
Vice President West Zone



**Dr. Lila Vyas**  
Org. Chairperson



**Dr. Desh Deepak**  
Org. Secretary



**Dr. Sunita Tandulwadkar**  
Convener



**Dr. Reetika Mathur**  
Treasurer





# **FOGSI WEST ZONAL CONFERENCE WITH YUVA 2022-23**

**• THEME : SAFETY FOR ALL •**

**18<sup>th</sup> - 20<sup>th</sup> NOVEMBER, 2022**

**VENUE : NAHARGARH PALACE, RANTHAMBORE,  
SAWAI MADHOPUR, RAJASTHAN**



*Hosted by:*  
**KOTA OBS & GYNAE SOCIETY**





# FOGSI West Zonal Conference with Yuva RANTHAMBHORE



The inaugural meeting of the FOGSI WEST ZONAL CONFERENCE WITH YUVA 2022 was held at Nahargarh Palace, Ranthambore (Rajasthan), on Saturday, November 19, 2022.

Dr. Hrishikesh Pai, The President FOGSI (Federation of Obstetrics & Gynaecological Societies of India), Secretary General FOGSI, Dr. Madhuri Patel, Honourable Chief Guest Mr. Danish Abrar (MLA Rajasthan Legislative Assembly, Member All India Congress Committee, Advisor to Chief Minister), Past President & National Coordinator FOGSI (2022-23) Dr. Rishma Pai, Vice President Dr. Asha Baxi, ICOG Chair Dr. Laxmi Shrikhande, Organising Chairperson Dr. Lila Vyas, Organising Secretary Dr. Deshdeepak and Secretary KOGS, Dr. Ranjana Vaya were present on the dais.

In the Introductory Welcome address, Dr. Lila Vyas extended her sincere gratitude to all the dignitaries present on & off the dais and gave a brief overview about the conference which was attended by total of 472 registered faculties & delegates physically and 150 virtual attendees.

Secretary General FOGSI, Dr. Madhuri Patel gave a brief insight about FOGSI and the constitution of this great organisation.

Addressing the gathering Dr. Hrishikesh Pai, His Excellency, 61st President of FOGSI, the Federation of Obstetrics and Gynaecological Societies of India, urged all to make a difference called 'BADLAAV'- the Presidential Theme of the Year with the amalgamation of EKIKARAN (Integration), SAMANTA (Equality) & TAKNIKI (Technol-





ogy). He emphasised the need for participation in the implementation of the Project Badlaav, by serving on 18th of every month for the detection and management of Non-Communicable Diseases associated with females, motivating and guiding them with their respective management.

Besides he also launched Presidential Awards to felicitate and acknowledge the Office Bearers for their sincere contributions in their respective societies across the west zone.

Our Chief Guest, MLA, Rajasthan Legislative Assembly, Mr. Danish Abrar said that the FOGSI can play a greater role in the development of nation & women empowerment. He has special interest, admiration & connect with the doctor's association and their working right from his adolescent years. Mr. Abrar had already made an initiative in the form of sincere efforts for the socially neglected group of females like sex workers in the region of Sawai Madhopur; opened schools etc. and created awareness which had stimulated flee of many to better options. He motivated everyone to actively participate and serve for a day in rural areas which would add to the comprehensive appraisal of Indian villages. Mr. Abrar highlighted that there is a big dichotomy between the India representing the urban population and Bharat covering the rural population. We can develop only when all the villages are uplifted in addition to towns and cities. He had given commitment to land contribution if Sawai Madhopur comes up with Medical College in future and invited us all again to conduct yet another conference at Ranthambore before the completion of his tenure in Dec 2023. He wished for the success of the conference and inspired the participants for academically rewarding stay in Ranthambore, known for its hospitality and heritage. In the end, Dr. Deshdeepak, Organising Secretary for the conference offered vote of thanks to all. He thanked all the invited guests and the participants for gracing the occasion by their solemn presence.







# West Zone Yuva FOGSI SPORTS EVENT



The sports event of West Zone Yuva FOGSI was inaugurated on 19th Nov 2022 In presence of our Honourable FOGSI president Dr Hrishkesh Pai at Ranthambore. The event was planned & launched under supervision of FOGSI vice President Dr Asha Baxi. Huge number of enthusiastic doctors took part in various events which included 100 m and 400 m race, discus throw, badminton and tug of war. Dr Asha expressed her gratitude to Dr Lila Vyas, Dr Desh-deepak, Dr Ranjana Vyas, Dr Shilpi Patel, Dr Narendra Soni and Dr Ritika Mathur. She also thanked Dr Jyoti and Mr Vipul ji for taking permission from District Sport Authority and for making all necessary arrangements on the ground and Badminton court for smooth running of the event. More than 100 participants took part in Sports Event. Medal and certificates were distributed to all winners and all participants by FOGSI president Dr Hrishikesh Pai and Dr Aruna Agrawal, Dr Abha Godhra, Dr Sulochana Mittal and Dr. Prakash.

## THE WINNERS:

### 100 meter Race Senior category (>50yrs)

#### Male

- 1<sup>st</sup> Dr Narendra Soni (Sawaimadhopur)  
2<sup>nd</sup> Dr B.S.Jodha (Jodhpur)

#### Female

- 1<sup>st</sup> Dr Nupur (Jaipur)  
2<sup>nd</sup> Dr Lila Vyas (Jaipur)

### 100 meter Race Junior category (<50Years)

#### Male

- 1<sup>st</sup> Dr Chandrakant Garg (Jaipur)  
2<sup>nd</sup> Dr Rohan Palshetkar (Mumbai)  
3<sup>rd</sup> Dr Mukesh Meel

#### Female

- 1<sup>st</sup> Dr Meenal Amrawati  
2<sup>nd</sup> Dr Rajni (Indore)  
3<sup>rd</sup> Dr Seema (Indore)

### 400 meter Race

#### Male

- 1<sup>st</sup> Dr Chandrakant Garg (Jaipur)  
2<sup>nd</sup> Dr Vipin Yogi (Kota)  
3<sup>rd</sup> Dr Rohan Palshetkar (Mumbai)

#### Female

- 1<sup>st</sup> Dr Rajni (Indore)  
2<sup>nd</sup> Dr Meenal (Amrawati)  
3<sup>rd</sup> Dr Seema (Indore)

### Discus Throw(Solid iron discus 1kg)

- 1<sup>st</sup> Dr Neha (Indore)  
2<sup>nd</sup> Dr Lila Vyas (Jaipur)  
3<sup>rd</sup> Dr Monika (Indore)  
4<sup>th</sup> Dr Sonal (Jodhpur)

### Badminton

- 1<sup>st</sup> Dr Payal (Alwar)  
2<sup>nd</sup> Raksha (Udaipur)

### Tug Of War

- INDORE v/s Rest all  
INDORE team was winner



# The Badlaav Clinic LAUNCH



"The Badlaav clinic" is a novel initiative started under the guidance of esteemed FOGSI President Dr. Hrishikesh D Pai for the betterment of women in our country. The initiative aims at Badlaav / change in women's health through amalgamation of Eki-karan, Samanta and Takniki - for beneficence of congregation.

The clinics was inaugurated at the FOGSI West Zonal conference with Yuva, which was held between 18th - 20th November 2022 in Ranthambore, Rajasthan, under organization of Kota Obstetrics and Gynecological Society.

The Inauguration of Badlaav clinic was done by Mr Upendra Sharma, SDM, Chauth ka Barwada and FOGSI president Dr Hrishikesh D Pai along with our secretary General Dr. Madhuri Patel, national coordinator Dr Rishma Dillon Pai, Vice president Dr. Asha Baxi, West Zonal Yuva FOGSI conference, organizing chairperson Dr. Lila Vyas, Organizing secretary Dr. Deshdeepak and Badlaav clinic co-ordinator Dr. Bajrang Soni. More than 450 gynaecologist and delegates who attended the conference also graced the occasion.



FOGSI president Dr. Hrishikesh D Pai pledged, along with voice of 38,000 Gynaecologist all across India, that 18th of every month would be a free clinic for all the non-pregnant women for screening of Non-Communicable Diseases. This clinic will focus on screening of cancer, diabetes, high blood pressure, thyroid related disorders, and other diseases that affect quality of woman's day to day life.

The chief guest, SDM Mr. Upendra Sharma appreciated this initiative and offered his services as and when required.

A poem titled "Badlaav bahut jaruri hai, thehrav to majburi hai" written by Dr Bajrang Soni was recited in which he beautifully portrayed how a change is necessary in the society and amongst ourselves.





28<sup>th</sup> November 2022

Naari Swasthya Janandolan Yatra

Anemia National Ride

- 5 States, 30 Societies
- Starting from Rishikesh on 28th November 2022
- Ending at Kolkata on 4th January 2023
- Covering Uttarakhand, UP, Bihar, Jharkhand, West Bengal
- It will cover: Public forums, camps, integrated information on Badlaav, academic CMEs

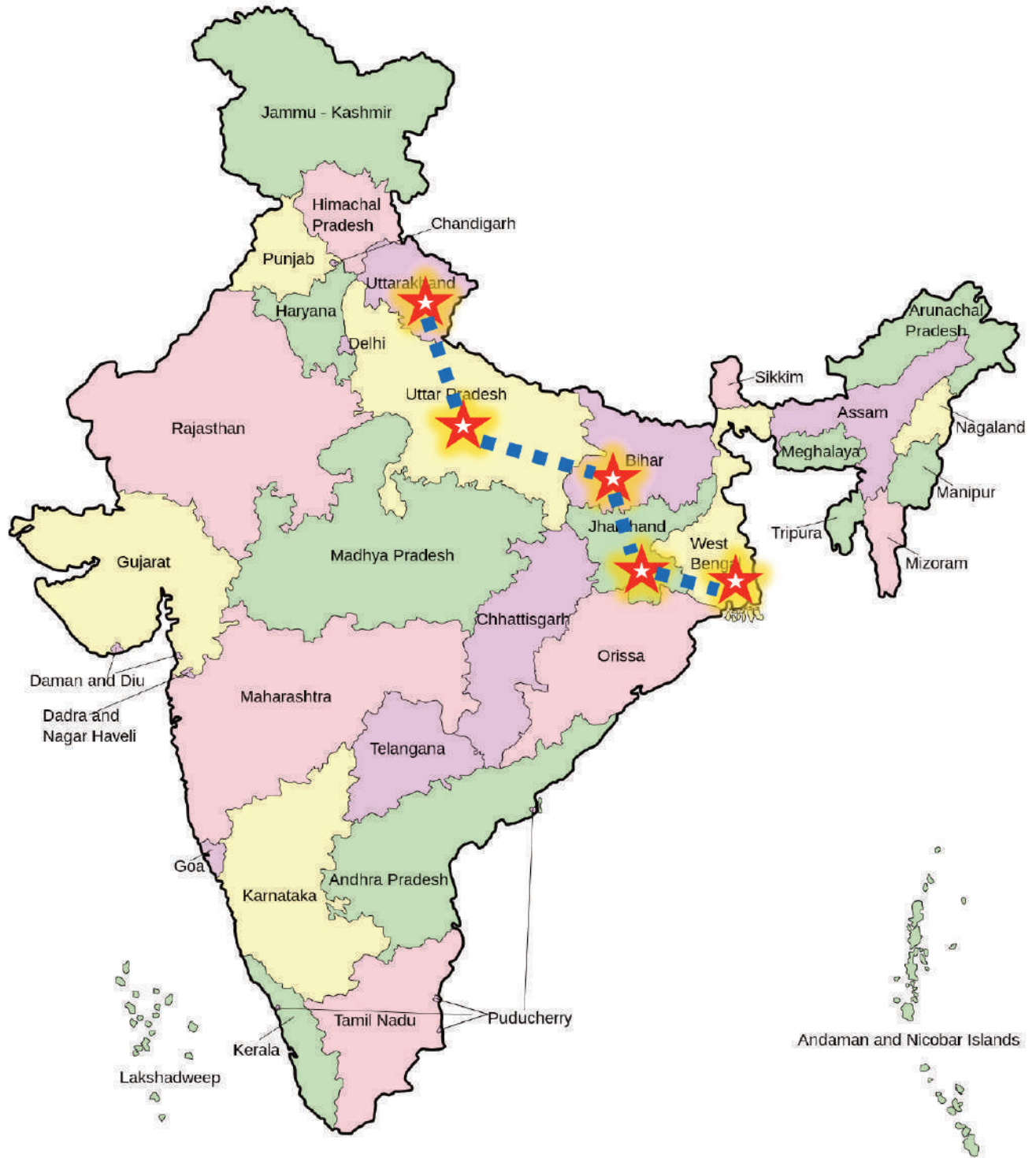
## LIST OF CITIES COVERED

- Rishikesh
- Dehradun
- Khora Mankanpur
- Meerut
- Aligarh
- Agra
- Kanpur
- Gorakhpur
- Lucknow
- Prayagraj
- Varanasi
- Mau
- Patna
- Muzaffarpur
- Bhagalpur
- Ranchi
- Dhanbad
- Jamshedpur
- Durgapur
- Bardhaman
- Kolkata

Yatra concludes at AICOG







**4<sup>th</sup> - 8<sup>th</sup> January 2023**

**AICOG, Kolkata**


**19<sup>th</sup> - 22<sup>nd</sup> January 2023**

**FOGSI Funference: Adolescent Health - A crisis overlooked**

Venue: Andaman and Nicobar Islands



Dr S Sampath Kumari  
Organizing Chairperson



Dr Anjalakshi Chandrasekar  
Organizing Chairperson



Dr Jeyarani Kamraj  
Organizing Chairperson

**24<sup>th</sup> - 26<sup>th</sup> February 2023**

- FOGSI North Zonal Conference with Yuva, Varanasi
- FOGSI Has Talent 2.0 Zonal Elimination Round, Varanasi
- Appreciation Awards for Presidents/Legends of Zonal FOGSI Societies, Varanasi



Dr Yashodhra Pradeep



Dr Anuradha Khanna





# 65th All India Congress of Obstetrics & Gynaecology



## WORKSHOPS January 4

Creating Tomorrow Together

4<sup>th</sup> - 8<sup>th</sup> January 2023  
Kolkata

 <b>PREVENTIVE ONCOLOGY</b> Detect Early and Act Fast	 <b>COSMETIC GYNECOLOGY</b> Body Boutique	 <b>BASIC ENDOSCOPY</b> Never too Late to Start
 <b>CS IN SPECIAL SITUATIONS</b> Expecting the Unexpected	 <b>PPH</b> Every Drop Counts	 <b>ART: WHAT, WHEN &amp; HOW?</b> The Art of ART
 <b>DR SHIRISH SETH VAGINAL SURGERY</b> Favour the Best Route	 <b>FETAL MONITORING (WITH IRC EAST ZONE)</b> With Baby till Birth	 <b>LABOR WARD DRILLS</b> Get Grilled to Save the Thrills
 <b>FETAL INTERVENTIONS</b> Saving the Sapling	 <b>UROGYNAECOLOGY</b> Competence for Incontinence	 <b>ADVANCED ENDOSCOPY</b> Setting New Boundaries
 <b>BASIC SUBFERTILITY</b> The First Look	 <b>MEDICOLEGAL</b> Predict, Prevent and Protect	 <b>IMAGING IN OBS &amp; GYN</b> Making Sense of the Shadows



## PROGRAMME January 4 - 8

## Highlights

### JANUARY 4

- Pre-Congress Paid Workshops
- FOGSI Managing Committee Meeting
- Managing Committee Dinner

### JANUARY 5

- Flag Hoisting
- C G Saraiya CME
- FOGSI Committee Workshops
- Inauguration Ceremony
- Inaugural Dinner

### JANUARY 6

- Scientific Programme Day 1
- FOGSI Amadeus Shreyas Oration
- ICOG C L Jhaveri Symposium
- Gala Dinner

### JANUARY 7

- Scientific Programme Day 2
- FOGSI Conference Oration
- ICOG Convocation
- Dr Usha Krishna Quiz
- Banquet

### JANUARY 8

- Scientific Programme Day 3
- Dr Kamini Rao Oration
- FOGSI MSD Oration
- FOGSI Prize Winning Talks
- Valedictory Ceremony



### CONFERENCE SECRETARIAT

Pratishruti, AQ-10/3, Sector V,  
Salt Lake City,  
Kolkata 700 091 | 03323674043  
aicog2023@gmail.com

### REGISTRATION ASSISTANCE

registreraicog2023@gmail.com

### ACCOMMODATION ASSISTANCE

maniish@chime.travel

### ABSTRACT ASSISTANCE

8017522151

dheerender.rawat@techvisors.events  
(Technical queries)

fcaicog2023@gmail.com (General queries)



**4<sup>rd</sup> - 5<sup>th</sup> March 2023**

**FOGSI ICOG Annual Conference – RRR 2023, Nagpur**

**10<sup>th</sup> - 12<sup>th</sup> March 2023**

- **FOGSI South Zonal Conference with Yuva, Calicut**
- **FOGSI Has Talent 2.0 Zonal Elimination Round, Calicut**
- **Appreciation Awards for Presidents/Legends of Zonal FOGSI Societies, Calicut**

Venue: Calicut Trade Centre, Kozhikode



Dr S Sampath Kumari  
Organizing Chairperson



Dr Jyoti Ramesh Chandran  
Organizing Chairperson



Dr Subhash Mallya  
Organizing Secretary







**MMC and ICOG  
Credit Points awaited**



# RRR

*Refresh, Research & Reform* **2023**

## FOGSI ICOG ANNUAL CONFERENCE 2023

**4<sup>th</sup> - 5<sup>th</sup> March 2023**

**Hotel Centre Point, Ramdaspath, Nagpur (Maharashtra)**

*Hosted by Nagpur Obstetrics & Gynecological Society*



**Conference Secretariat**

**DR. LAXMI SHRIKHANDE**

Organising Chairperson

Shrikhande Hospital & Research Centre Pvt. Ltd.

34/2 Abhyankar Road, Dhantoli NAGPUR-440 012 Maharashtra, INDIA

E-mail : [icogrrr2023@gmail.com](mailto:icogrrr2023@gmail.com) | M : 0712 - 2420124, 88055 77600, 88056 77600

<https://fb.me/icog23>

<https://www.instagram.com/icogrrr23/>



**24<sup>th</sup> - 26<sup>th</sup> March 2023**

**FOGSI-POGS Star Global Summit - High - Risk Pregnancy, Pune**

---

**7<sup>th</sup> - 9<sup>th</sup> April 2023**


- **East Zone Vice President Conference, Patna - Labour & Beyond**
- **Ms./Mr. FOGSI Pageant Zonal Elimination Round, Patna**
- **Appreciation Awards for Presidents/Legends of Zonal FOGSI Societies, Patna**



Dr Alka Pandey  
Organizing Chairperson



Dr Vinita Singh  
Organizing Secretary



Dr Pragya M Choudhary  
Organizing Secretary



Dr Meena Samant  
Organizing Secretary

**14<sup>th</sup> - 16<sup>th</sup> April 2023**

**FOGSI Managing Committee Meeting, New Delhi**

---

**20<sup>th</sup> - 21<sup>st</sup> May 2023**

**FOGSI Recent trends and advances in Obstetrics, Gynecology and Infertility ROGI, Kanpur**

---

**26<sup>th</sup> - 28<sup>th</sup> May 2023**

**ISAR - FOGSI Endogyn World Conference, Mumbai**

---

**1<sup>st</sup> - 4<sup>th</sup> June 2023**

**18th AAGL International MIS Congress:  
IAGE – FOGSI, Mumbai**





# Star Global Summit On High Risk Pregnancy

Safety | Technology | Advances | Research



**Dr Sunita R Tandulwadkar**  
Organizing Chairperson



**Dr Charuchandra Joshi**  
Organizing Co-Chairperson



**Dr Parag Biniwale**  
President POGS 2022 -23



**Dr Kiran Kurtkoti**  
Organizing Secretary



**Dr Ashish Kale**  
Secretary POGS 2022 -23  
Organizing Secretary



24 - 25 - 26 March, 2023  
Hotel JW Marriott, Pune



**9<sup>th</sup> - 11<sup>th</sup> June 2023**

**International PPH Conference, Ahmedabad**

---

**28<sup>th</sup> - 29<sup>th</sup> June 2023**

**FOGSI - RCOG India Day FOGSI Presidential Conference  
Femtek-II, London**



**8<sup>th</sup> - 10<sup>th</sup> July 2023**

**Gestosis - FOGSI International Conference on HDP**

Venue: Kanchipuram

---

**14<sup>th</sup> - 16<sup>th</sup> July 2023**

**FOGSI - FIGO Conference, Hyderabad**

---

**22<sup>nd</sup> - 23<sup>rd</sup> July 2023**

**FOGSI Conference - Her Health At 40, Gurugram**

---

**4<sup>th</sup> - 6<sup>th</sup> August 2023**

**West Zone I Vice President Conference, Ahmedabad**

---





**11<sup>th</sup> - 13<sup>th</sup> August 2023**

- **South Zone Vice President Conference, Kodaikanal - High Risk Pregnancy**
- **Ms/Mr FOGSI Pageant Zonal Elimination Round, Kodaikanal**
- **Appreciation Awards for Presidents/Legends of Zonal FOGSI Societies, Kodaikanal**

Venue: Kodai International Hotel,  
Kodaikanal



Dr S Sampath Kumari  
Organizing Chairperson



Dr Jyothi Sundaram  
Organizing Secretary



Dr Kalpana B  
Organizing Secretary

**18<sup>th</sup> - 20<sup>th</sup> August 2023**

**FOGSI PG Conference, Delhi**

**25<sup>th</sup> - 27<sup>th</sup> August 2023**

**FOGSI Friends Meet, Goa**

**1<sup>st</sup> - 3<sup>rd</sup> September 2023**

- **FOGSI East Zonal Conference with Yuva, Imphal - A Healthy Heart for a Healthy Life & a Healthy Woman**
- **FOGSI Has Talent 2.0 Zonal Elimination Round, Imphal**
- **Appreciation Awards for Presidents/Legends of Zonal FOGSI Societies, Imphal**

Venue: Regional Institute of  
Medical Sciences, Imphal



Dr Subodha  
Ningthoukhongjam  
Organizing Chairperson



Dr K Pratima Devi  
Organizing Secretary



Dr Th Digel  
Organizing Secretary

**22<sup>nd</sup> - 24<sup>th</sup> September 2023**

**SAFOG 2023 Conference : MOGS – FOGSI, Mumbai**

**22<sup>nd</sup> September 2023**

**FOGSI Cells & Conference Conduct Committee Meeting, Mumbai**

**23<sup>rd</sup> - 24<sup>th</sup> September 2023**

**FOGSI Managing Committee & General Body Meeting, Mumbai**

---

**30<sup>th</sup> September - 1<sup>st</sup> October 2023**

**FOGSI Conference on Infections in Obgyn, Jaipur**

---

**9<sup>th</sup> - 13<sup>th</sup> October 2023**

**FIGO 2023 along with FOGSI FIGO India Night, Paris, France**








**20<sup>th</sup> - 22<sup>nd</sup> October 2023**

- **West Zone II Vice President Conference, Indore - The New Age Ob-Gyn Practice**
- **Ms/Mr FOGSI Pageant Zonal Elimination Round, Indore**
- **Appreciation Awards for Presidents/Legends of Zonal FOGSI Societies, Indore**

Venue: Brilliant Convention Centre, Indore



Dr Asha Baxi  
Organizing Chairperson



Dr Kawita Bapat  
Organizing Secretary



Dr Archana Baser  
Organizing Secretary

**28<sup>th</sup> - 29<sup>th</sup> October 2023**

**Updates in Gynaecology Oncology and HPV Conclave, Thane**

**3<sup>rd</sup> - 5<sup>th</sup> November 2023**

- **North Zone Vice President Conference, Lucknow - Mid Life Health**
- **Ms/Mr FOGSI Pageant Zonal Elimination Round, Lucknow**
- **Appreciation Awards for Presidents/Legends of Zonal FOGSI Societies, Lucknow**

Venue: Hotel Clarks Avadh, Lucknow



Dr Yashodhra Pradeep



Dr Pushpa Sethi



Dr Asna Ashraf






**23<sup>rd</sup> - 26<sup>th</sup> November 2023**

- **FOGSI Presidential Conference Femtek-III, Mumbai - Modern Approaches to Gynaecology & Obstetrics**
- **Final Rounds: Ms./Mr. FOGSI Pageant and FOGSI Has Talent 2.0, Mumbai**
- **Appreciation Awards for FOGSI Champions, Mumbai**

Venue: Mumbai



**DR HRISHIKESH D PAI**  
Organizing Chairperson



**DR MADHURI PATEL**  
Organizing Chairperson



**DR RISHMA PAI**  
Organizing Secretary



**DR NANDITA PALSHETKAR**  
Organizing Secretary



**DR SUVARNA KHADILKAR**  
Organizing Secretary

**December 2023**

**Nari Swasthya Janandolan Yatra, South/West India**

**8<sup>th</sup> - 10<sup>th</sup> December 2023**

**FOGSI Scientific Sangam, Prayagraj**

**22<sup>nd</sup> - 24<sup>th</sup> December 2023**

**FOGSI Conclave, Siliguri**

# FOGSI Initiatives 2022-2023

## FOGSI Books (Proposed)



S.No.	Committee	Modern Approaches To	Author
1	Adolescent Health Committee	Adolescent Gynaecology	Dr Supriya Jaiswal
2	Clinical Research Committee	Research Methodology	Dr Surekha Tayade
3	Endocrinology Committee	Clinical Endocrinology in ObGyn	Dr Rakhi Singh
4	Endometriosis Committee	Endometriosis	Dr Asha Rao
5	Endoscopy Committee	Endoscopic Surgery	Dr Subhash Mallya
6	Ethics & Medico Legal Committee	Ethical and Medico Legal Issues	Dr Manish Machave
7	Family Welfare Committee	Contraceptive Methodology	Dr Ashish Kale
8	Foods & Drugs Committee	Adult Vaccination	Dr Ritu Khanna
9	Genetic & Fetal Medicine Committee	Reproductive Genetics	Dr Seetha Pal
10	Gynaecologic Oncology Committee	Gynaecologic Oncology	Dr Priya Ganeshkumar
11	HIV & AIDS Committee	Viral Infections in ObGyn	Dr Anju Soni
12	Imaging Science Committee	Imaging Science in ObGyn	Dr Bela Bhatt
13	Infertility Committee	Reproductive Medicine	Dr Kundan Ingale
14	International Exchange Committee	Advancements in ObGyn Procedures	Dr Pratibha Singh
15	Medical Disorders Committee	Medical Disorders in Obstetrics	Dr Manoj Chellani
16	Medical Education Committee	High Risk Pregnancy	Dr Kiran Pandey
17	MTP Committee	Abortion Care	Dr Richa Sharma
18	Midlife Management Committee	Mid-life and Menopausal Care	Dr Shyjus P.
19	Perinatology Committee	Fetal Medicine	Dr Chinmayee Ratha
20	Practical Obstetric Committee	Operative Obstetrics	Dr Mitra Saxena
21	Public Awareness Committee	NCDs in ObGyn	Dr Priyankur Roy
22	Quiz Committee	OSCEs & Quiz in ObGyn	Dr Nilesh Balkawade
23	Safe Motherhood Committee	Safe and Respectful Maternity Care	Dr Priti Kumar
24	Sexual Medicine Committee	Sexual Health	Dr Niraj Jadav
25	Study on Female Breast Committee	Breast Feeding and Breast Diseases	Dr Charulata Bapaye
26	Urogynaecology Committee	Urogynaecology	Dr J B Sharma
27	Young Talent Promotion Committee	All About Post Partum	Dr Neharika Malhotra
28	No To VAW Committee	Maternal Health Initiatives	Dr Kiranmai Devineni
29	-	FOGSI's Update in Obstetrics & Gynecology	Dr Narendra Malhotra, Dr Jaideep Malhotra, Dr Shikha Seth
30	-	Gynaecology for the Masses	Dr Tripti Sharan, Dr Priyankur Roy
31	-	PCOS	Dr Neena Malhotra, Dr Roya Rozzati





## FOGSI Good Clinical Practice Recommendations (Proposed)

S.No.	Committee	Chairperson	Topic
1	Gynaecologic Oncology Committee	Dr Priya Ganeshkumar	Prevention and Management of Cervical Cancer
2	Endocrinology Committee	Dr Rakhi Singh	Updates in Managing PCOS in Women
3	Practical Obstetric Committee	Dr Mitra Saxena	Birth after Previous Caesarean Delivery
4	International Exchange Committee	Dr Pratibha Singh	Decision Making on Choosing the Route of Delivery
5	MTP Committee	Dr Richa Sharma	Approach to Surgical and Medical Abortion
6	Endoscopy Committee	Dr Subhash Mallya	Advances in Hysterectomy Surgery
7	Quiz Committee	Dr Nilesh Balkawade	Management of Women with Obesity in Pregnancy
8	Public Awareness Committee	Dr Priyankur Roy	Managing Iron Deficiency Anemia in Pregnancy
9	HIV & AIDS Committee	Dr Anju Soni	Management of Diabetes in Pregnancy
10	Imaging Science Committee	Dr Bela Bhatt	Placenta Praevia and Placenta Accreta: Diagnosis and Management
11	Safe Motherhood Committee	Dr Priti Kumar	Medical Management of PPH
12	Study on Female Breast Committee	Dr Charulata Bapaye	Good Practices in Breastfeeding
13	Perinatology Committee	Dr Chinmayee Ratha	Neonatal Resuscitation
14	No To VAW Committee	Dr Kiranmai Devineni	Routine Antenatal Care
15	Endometriosis Committee	Dr Asha Rao	Updates in Endometriosis Management
16	Midlife Management Committee	Dr Shyjus P.	Medical Management of HMB
17	Genetic & Fetal Medicine Committee	Dr Seetha Pal	Prevention and Management of Still Birth
18	Foods & Drugs Committee	Dr Ritu Khanna	Vaccination in ObGyn
19	Young Talent Promotion Committee	Dr Neharika Malhotra	Effective Delivery Practice in Multi-fetal Pregnancy
20	Medical Education Committee	Dr Kiran Pandey	Management of Nausea & Vomiting in Pregnancy & Hyperemesis Gravidarum
21	Medical Disorders Committee	Dr Manoj Chellani	Management of Epilepsy in Pregnancy
22	Sexual Medicine Committee	Dr Niraj Jadav	Prevention and Management of Perineal Tears
23	Clinical Research Committee	Dr Surekha Tayade	Transfusion in ObGyn
24	Urogynecology Committee	Dr J B Sharma	Modern Management of Urinary Incontinence
25	Ethics & Medico Legal Committee	Dr Manish Machave	Oocyte Freezing for Fertility Preservation
26	Adolescent Health Committee	Dr Supriya Jaiswal	Menstrual Hygiene and Menstrual Disorders in Adolescents
27	Family Welfare Committee	Dr Ashish Kale	Intrauterine Contraceptive Devices and Contraceptive Implants
28	Infertility Committee	Dr Kundan Ingale	Modern Approach to the Management of an Infertile Couple
29	-	Dr Manisha Takhtani	Gynaecologic Surgery in the Obese Woman
30	-	TBA	Managing Sepsis in ObGyn

## FOGSI Focus (Proposed)

S.No.	Name	Authors
1	Birthing - Current Concepts	Dr Alka Pandey
2	Reproductive Medicine	Dr Sunita Tandulwadkar, Dr Kundan Ingale
3	Endoscopic Surgeries	Dr Bhaskar Pal, Dr Subhash Mallya
4	Midlife Health	Dr Shyjus P.
5	Medical Management of Gynaecological Disorders	Dr Priyankur Roy, Dr Kalyan Barmade
6	Caesarean Section Revisited - Change with Evidence & Experience	Dr Pratibha Singh
7	Perinatology	Dr Chinmayee Ratha, Dr Neharika Malhotra
8	Anemia in Pregnancy	Dr Surekha Tayade
9	Medicolegal Issues in ObGyn Practice	Dr Manish Machave, Dr Kundan Ingale, Dr Neharika Malhotra
10	Life Saving Emergency Obstetric Surgeries	Dr Mitra Saxena
11	Medical Disorders in Pregnancy	Dr Manoj Chellani
12	Endocrinology - Harmony of Hormones	Dr Rakhi Singh, Dr Fessy Louis
13	Adolescent Health Issues	Dr Supriya Jaiswal
14	Micronutrients and Food Fortification	Dr Ritu Khanna, Dr Ameya Purandare
15	Adenomyosis	Dr Asha Rao, Dr Anu Chawla
16	Managing Recurrent Pregnancy Loss	Dr Nilesh Balkawade, Dr Aswath Kumar
17	Preventive Gynecology	Dr Charulata Bapaye, Dr Sneha Bhuyar
18	Urinary Incontinence	Dr J B Sharma, Dr Kiran Pandey
19	Aneuploidy Screening in Pregnancy	Dr Bela Bhatt
20	MTP in High Risk - Algorithms	Dr Richa Sharma
21	Genetics for the Generalist	Dr Seetha Pal
22	Osteoporosis	Dr Anju Soni
23	Hyperglycemia in Pregnancy	Dr Hema Divakar, Dr Sunil Gupta, Dr Priti Kumar
24	Liver Disorder in Pregnancy	Dr Yashodhara Pradeep, Dr Renu Singh
25	Hypertensive Disorders in Pregnancy (HDP)	Dr S Sampathkumari, Dr Niranjana Asokan
26	Heavy Menstrual Bleeding	TBA





---

## INTEGRATED FOGSI CMEs

- Academic programs throughout the year
  - With FOGSI Committees & Societies
  - Minimum 30 per year
  - Each CME will cover 9 Societies and will be handled by 2 Chairpersons
  - 5-hours CME which will cover Modern Approaches to ObGyn, Chairperson's Theme Topics, Important Educational Modules on Medicines in ObGyn, Panel Discussion, 1-hr on FOGSI Cell and CSR Activities
- 

## FELLOWSHIP

- FOGSI Has Talent 2.0
  - Appreciation Awards for Presidents/Legends of FOGSI Societies
  - Ms/Mr FOGSI Pageant
  - FOGSI in UK, London
  - FOGSI FIGO India Night, France, Paris
- 

## ON-GOING INITIATIVES


- On-going Initiatives will be continued
  - FOGSI Manyata Program / LaQshya-Manyata Program
  - FOGSI Gurukul – Medha
  - FOGSI Force
  - FOGSI PPIUCD Program
  - FOGSI PPH Program
  - FOGSI Dheera – No to Violence Against Women
  - FOGSI Organ Donation Campaign
  - Others to follow...
- 

## OTHER INITIATIVES

- FOGSI initiative to increase safe & respectful vaginal birth
- FOGSI initiative to saving the uterus
- FOGSI initiative to saving the ovary
- FOGSI initiative to reducing maternal mortality rate
- FOGSI well woman initiative
- Youth Mela
- FOGSI Research Program
- FOGSI Advocacy on social media, television & radio
- Plant One Tree for Every 1000 Births
- Strengthening of Social Security Scheme
- Increasing medico-legal cover



## SPECIAL/HEALTH DAYS CELEBRATIONS (in association with other NGOs & partners)



**January** - National Youth Day



**February** - World Cancer Day



**March** - International Women's Day



**March** - World Tuberculosis Day



**April** - World Health Day



**April** - National Safe Motherhood Day



**April** - Earth Day



**May** - World Thalassemia Day



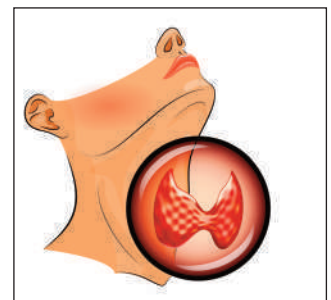
**May** - International Nurses Day



**May** - Menstrual Hygiene Day



**May** - World Hypertension Day



**May** - World Thyroid Day



**June** - Infertility Awareness Month



**June** - World Blood Donor Day



**July** - Doctors Day




**July** - World Population Day





**August - World Breast Feeding Week**




**August - International Youth Day**



**August - Women's Equality Day**



**September - National Nutrition Week**



**September - Teacher's Day**



**September - World Patient Safety Day**



**September - World Heart Day**



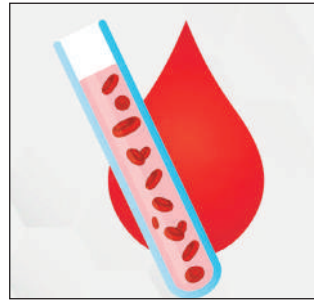
**October - World Mental Health Day**



**October - Obesity Awareness Week**



**November - World Immunization Day**



**November - World Anemia Day**



**November - World Diabetes Day**



**November - Children's Day**



**November - International Women's Safety Day**



**December - World AIDS Day**



**December - Int. Day of Persons with Disabilities**



**December - Human Rights Day**



**DR LAXMI  
SHRIKHANDE**  
Chairperson  
ICOG 2022 - 2023

### Dear Members & Fellows,

Welcome to the Indian College of Obstetrics & Gynaecology!

Founded in 1984, ICOG represents the academic wing of The Federation of Obstetric and Gynaecological Societies of India (FOGSI). Ever since its inception, our College has strived to maintain the highest academic standards in its work, inculcate integrity in its trainees and develop a culture of excellence in providing women's healthcare. This is reflected in our mission statement of promoting education, training, research and dissemination of knowledge in Obstetrics, Gynaecology, Reproductive health, Family Welfare and related areas. I would like to emphasize to our readers, who represent the future leaders and innovative members of the College, that we firmly believe quality education is the key to one's professional development. We consider it our bound duty to impart the best academic training an Ob/Gyn doctor can receive. The College also endeavours to impart the best possible skill enhancement courses so that the trainee becomes truly successful in the chosen field.

As the Chairman of this college, I anticipate your active participation and cooperation so that we can transform our vision of advancing the standards of education and achieving high quality healthcare practices throughout India to reality. If there is any assistance that you might need, may it be personal or professional, I shall always be willing to hear from you.

I wish you all the best.

*"You don't have to be great to start, but you have to start to be great."*

Best wishes,  
**DR LAXMI SHRIKHANDE**

## Greetings from ICOG!

Indian College of Obstetricians and Gynaecologists (ICOG) is an academic wing of Federation of Obstetric and Gynaecological Societies of India (FOGSI), one of the world's largest professional organization of medical practitioners. ICOG was established on December 21, 1984 at Durgapur on the occasion of 28th All India Congress of Obstetrics and Gynaecology (AICOG).

ICOG was created to promote education, training, research and spread of knowledge in the field of Obstetrics and Gynaecology, Family Welfare and other related areas for students and specialists involved with or interested in women's health care and to address the academic requirements of FOGSI members.

## Academic Activities of ICOG

Offline Certificate Courses for six months for Post Graduate Students at recognized Centers by ICOG for six months in January & July every year all over India to update their knowledge.

1. Reproductive Medicine
2. Endoscopy
3. Fetal Medicine
4. USG
5. Vaginal Surgery
6. Critical Care in Obstetrics

Online Centralized Training Lectures -

1. Reproductive Medicine
2. Endoscopy
3. Fetal Medicine

Online Courses in .....


1. Sonolearn
2. Gynaec Oncology
3. Vaginal Surgery
4. Critical Care in Obstetrics
5. Sexual Medicine

CME for One / Two days with FOGSI Member Society. Credit Point for all programs of FOGSI Society and Medical Colleges.



Please visit ICOG Website for more details: [www.icogonline.org](http://www.icogonline.org)

**ICOG Office Bearers  
2022-2023**



**DR HRISHIKESH  
PAI**  
President



**DR LAXMI  
SHRIKHANDE**  
Chairperson



**DR PARAG  
BINIWALE**  
Vice - Chairperson



**PROF ASHOK  
KUMAR**  
Secretary



**DR UDAY  
THANAWALA**  
Past Chairperson

Working in the capacity of Chairman ICOG - the academic wing of FOGSI has been a hugely satisfying experience. For starters - we revamped the ICOG website and introduced ICOG Weekend Courses on 7 subjects - Sonography, Critical care, Gynec Onco, PCOS, Esthetic Gynecology, Medicolegal & Vaginal Surgery in 2021. Partly because of the pandemic - the online teaching has taken off and is here to stay! So we have already repeated SONOLEARN 2 this year. In a first we also did an on line Course on Thyroid in Women - "Thyroid pe Charcha" - in Hindi. We also hosted the first Virtual Convocation and gave out 270 fellowships, which was followed by a physical Convocation in the AICOG at Indore.

"Diamonds are forever" - These are short films made on Indian Stalwarts who have contributed to the subject of OBGY. Till now we have episodes on Dr VN Shirodkar, Dr BN Purandare, Dr BD Patwardhan already uploaded & today we will be releasing one on Dr K S Shivkar. These short documentaries are worth watching to get an insight into the innovation and inventor- please watch in on ICOG website or ICOG You Tube channel.

"GOOGLY" our annual conference this year was a hit! We had the "cricket theme" - with the concept of experts sitting on the stage and the audience throwing any questions at them - there were no lectures - only discussions on various topic. Very well received and as a spin off - may be all conferences should have a "Googly Hour"! We have decided to include a session on original research by Fogsi Members - "Dr M N Parikh Symposium" in the ICOG Annual Conferences form now on. Our PG Clinics (case presentation) every second Sunday held virtually attracted around 800 PGs from all over the country. The News Letter was sent out periodically to all members.

I thank all my Governing Council members, all Office Bearers of FOGSI & ICOG esp Secretary Dr Ashok Kumar, for all the effort and cooperation given to make my tenure successful.



**DR UDAY THANAWALA**  
Chairperson  
ICOG 2021 - 2022

**DR UDAY THANAWALA**



Left to Right: Dr Ashok Kumar, Dr Laxmi Srikhande, Dr Hrishikesh Pai & Dr Uday Thanawala



**Dr Dilip Kumar Dutta**  
Chairperson (2015)



**Prof Krishnendu Gupta**  
Chairperson (2016)



**Dr Mala Arora**  
Chairperson (2017)



**Dr S. Shantha Kumari**  
Chairperson (2018)



**Prof Tushar Kar**  
Chairperson (2019)



**Dr Mandakini Megh**  
Chairperson (2020)

**ICOG: Past 6 Chairpersons**

# THE JOURNAL OF OBSTETRICS AND GYNECOLOGY OF INDIA

A voyage through the glorious past, brilliant present & the optimistic future



**DR. GEETHA BALSARKAR**  
EDITOR – IN – CHIEF, Journal of  
Obstetrics and Gynecology of India  
(2021-2023, FOGSI)

FOGSI came into formal existence in Madras on January 6, 1950 at the sixth All India Congress of Obstetrics and Gynaecology, when the Obstetric and Gynaecological societies of Ahmedabad, Bengal, Bombay, Madras and Punjab resolved to form themselves into the Federation of Obstetric and Gynaecological Societies of India. It was further resolved that the Federation be registered and headquartered in Bombay. After five All India Congresses of FOGSI, it was launched as the national organization of Obstetricians and Gynecologists, and the first of these held in Madras in 1936 and organized by the then existing three obstetric and Gynaecological societies at Bombay, Kolkata and Madras.

FOGSI exists to encourage and disseminate knowledge, education and research in the field of Obstetrics and Gynecology, to pilot and promote preventive and therapeutic services related to the practice of Obstetrics and Gynecology for betterment of the health of women and children in particular and the wellbeing of the community in general, to advocate the cause of reproductive health and rights and to support and protect the interest of practitioners of Obstetrics and Gynecology in India. FOGSI is involved in major decision of women and children along with the Govt. and has represented in various Government programmes.

All learned Professional Societies publish an academic Journal for the promotion of science, especially relating to their own specialty, for the benefit of their members. The Journal of Obstetrics and Gynecology of India is the

oldest specialty Journal in the country started way back on 6th January 1950. It is being published every two months with unfailing regularity and reaches over 38,780 plus Obstetricians and Gynecologists spread throughout the country. It is being mailed to most of the Medical College Libraries in India and to the Libraries of the Teaching Hospitals affiliated to Medical Colleges ensuring exposure and easy accessibility to Medical students, both undergraduate and postgraduate ones. The projected readership of the Journal is estimated at 2,00,000 plus. "The Journal of Obstetrics and Gynecology of India" (JOGI), it is over 72 years old now. FOGSI & JOGI were born together and grew together, for over 25 years of its existence.

**Founder Editor:**

Late Dr. J. Jhirad, Founder Secretary &

**Manager:**

Late Dr. G.N. Vazifdar

**Past Editors:** Late Dr. K.M. Masani, Late Dr. V.N. Purandare, Late Dr. R.D. Pandit

**Editors Emeritus:** Dr. Mahendra N. Parikh, Dr. Adi E. Dastur, Dr. C.N. Purandare, Dr. Gautam N. Allahbadia, Dr. Suvarna Khadiikar

**Editor-In-Chief :** Dr. Geetha Balsarkar

**PUBLICATION OF JOGI:**

The 1st issue of the Journal was published in September 1950. It was a quarterly publication with 4 issues in a year, it was felt more appropriate to have the 4 issues of a volume pub-





lished in one calendar year. To achieve this volume 12 was spread over 1 1/2 years (second half of 1961 and entire 1962) and consisted of 6 quarterly issues. In 1963 the 4 quarterly issues of volume 13 were published and the practice maintained in 1964. In 1975 a Silver Jubilee number was published and in 2000 a Golden Jubilee number was published. Since 2003, the number of pages in every issue of a volume of the Journal is predetermined and fixed, and the number of papers pending publication is kept under control. However, with increasing number of good articles being received for publication the need for more frequent publication of the Journal was acutely felt. Hence it was decided to publish JOGI bimonthly from 1965 and volume 15 of 1965 had 6 bimonthly issues. This practice continues till today.

#### **ACADEMIC STANDARD OF JOGI:**

Right from its inception the Editors have persistently strived to improve the academic value of JOGI. Initially papers read at the AICOG were published in the first couple of issues of the year. A few good papers presented at member societies meetings were also considered for publication. Besides articles were solicited from professors, research workers, and experts in India and abroad. In addition good and relevant articles published in reputed foreign Journals from USA, UK, France etc. were abstracted and published as was also done in those days by some highly esteemed Journals in the world. From the very beginning a stricter editing of articles submitted and insistence on revising the papers by the authors as demanded by the editors was continuously raising the academic standard of the papers being published. In due course, with mounting pressure on the space in the Journal, the publication of abstracts of articles published in foreign Journals was discontinued in 1963 and since the seventies only a few selected papers from those presented at AICOG were published. The gradually improving academic standard of the articles published in the Journal is reflected by the fact that since the fifties some of the articles published in the Journal have merited a place in the Year Book Published from USA.

#### **PRIZES IN JOURNAL:**

In 1998 the Journal instituted two prizes of Rs 7000/- each, one for authors above 40 years of age and the other for younger ones, for the best papers published in the Journal during the year. These prize revenue were revised from Rs 7,000/- to Rs 10,000/-. Later the number of the prizes were increased and made three prizes for each category. Since 2003 the Journal is becoming more & more reader centric rather than author centric, and commissioned editorials and review articles, and pub-

lished case reports and original papers are focused primarily on reader's interest.

#### **PICSEP WORKSHOP BY JOURNAL:**

Since the last about 15 years, the way we conduct research has changed radically. To educate research workers in Modern Research Methodology the Journal has launched PICSEP (Program for Inculcating the Culture of Scientific Enquiry and Pursuit) Project since 2005. This is gaining popularity and is expected to show positive results in a couple of years. In 2005 the Journal instituted two prizes – JOGI Erach Rustom Irani prizes – for research conducted as per Modern Research Methodology. The first prize consists of Rs. 25,000/- and the second one Rs. 10,000/- To spread awareness and knowledge of good Research Methodology the Journal organizes National Congress on Scientific Research every year since 2006.

#### **INDEXING OF THE JOURNAL:**

Getting the Journal Indexed in PubMed is the goal of every Medical Journal. Our Journal is no exception. As long as the Cumulative Index was being published our Journal was regularly included in that publication. With the change over to PubMed our Journal continued to be Indexed in PubMed and was available on Medline until 1983. With National Library of Medicine (USA) developing stricter criteria for inclusion of Journals in PubMed our Journal got deleted from PubMed in 1984. Ever since then we are making persistent efforts to get our Journal back in PubMed. Presently our Journal is Indexed/Abstracted in (Emerging Sources Citation Index (ESCI), PubMedCentral, SCOPUS, EMBASE, Chemical Abstracts Service (CAS), Google Scholar, Indian Science Abstracts, MedInd, OCLC, PubMed (12 months embargo), SCImago, Summon by Serial Solutions.

The Journal has been very efficiently serving FOGSI as its mouthpiece and is its official publication. It has the highest circulation amongst all specialty medical Journals in India. Besides providing an excellent platform for research workers and clinicians for publishing their scientific work it provides the readers updated information and developments in Obstetrics and Gynecology and related superspecialities. It also provides readers necessary information about the various activities of FOGSI from time to time.


Since 2003 the Journal is becoming more and more reader centric. Its academic content is constantly improving in quality and will continue to do so. The Journal is aspiring to achieve internationally acknowledged standards and will achieve its goal in near future. Lastly, the Journal owes a tremendous debt to its pioneers Dr J. Jhirad, Dr K.M.Masani and Dr Gool Vazifdar for their ded-

icated services of 18, 36 and 40 long years respectively. The format of publication and printing of JOGI has kept up with the changing times. While the initial prints were on card paper, from 1988 onwards, art paper was used for the cover.


The cover design has undergone gradual changes, and for a brief period between 2014 and 2017, interesting images formed the cover page. In 2018, Dr. Suvarna Kha-

dilkar, Editor – In– Chief has introduced the new cover of the Journal and it has implemented from March/April 2018 issue onwards. In March/April 2019 issue onwards the layout of the article also has been changed by the Springer. The cover design has undergone many changes in the last 71 years.

**PRESENT** - The Journal of Obstetrics and Gynaecology




1951




1970



1974




1975



1988



1996



2000



2004




2006




2008



2011



2017



2018





of India (JOGI) is the official journal of the Federation of Obstetrics and Gynaecology Societies of India (FOGSI). This is a peer-reviewed journal and features articles pertaining to the field of obstetrics and gynaecology. Articles contributed by clinicians involved in patient care and research, and basic science researchers are considered. It publishes clinical and basic research of all aspects of Obstetrics and Gynaecology, community obstetrics and family welfare and subspecialty subjects including gynaecological endoscopy, infertility, oncology and ultrasonography, provided they have scientific merit and represent an important advance in knowledge. While the focus of the Journals pertain to contributions from India, the Journal welcomes and encourages relevant contributions from world over.

The Journal publishes original article, invited review, article invited, mini review article, instrumentation and techniques, invited instrument review, case report, invited book review, short commentary, correspondence (letter to the editor) and photo essay.

Journal of Obstetrics and Gynecology of India (JOGI) has a double-blind peer review system in place which attempts to ensure the quality of each article before it is published. There are over 500 peer reviewers who are leading experts in their field are registered with JOGI. To encourage authors, the Journal also gives out "best paper" awards every year. The Journal has consistently and steadily established itself in the international arena, with indexing from various trusted medical abstracting services.

Since 2000 the editors started informing the authors the reasons for rejection of their articles to help them improve submission of papers in the future. In 2001, the process of Peer Reviewing of the articles submitted was started. Since 2003, the Editors are following the practice of blinding the papers before sending them for Peer Reviewing and for editing, and of asking for detailed reporting of objective evaluation instead of a mere subjective assessment. Currently 55% of the papers submitted for publication are rejected. Since 2003 the Journal is becoming more & more reader centric rather than author centric, and commissioned editorials and review articles, and published case reports and original papers are focused primarily on reader's interest. Writing good English is a universal problem with authors whose mother tongue and language of education is not English. To deal with this aspect the Journal had appointed an expert Copy Editor since 2003. Besides the Journal is also having services of an experienced Biostatistician since 2003.

#### **MUST READ SECTION OF VARIOUS UNIVERSITIES**

JOGI's inclusion is present in the must-read section of

various Universities of India. Maharashtra University of Health Science has already included it in the must-read section. Now it is included in Dr. M.G.R. Medical University, Tamil Nadu and Diplomate of National Board.

#### **INDEXED:**

Our Journal is Indexed/Abstracted in (Emerging Sources Citation Index (ESCI), PubMed Central, SCOPUS, EM-BASE, Chemical Abstracts Service (CAS), Google Scholar, Indian Science Abstracts, MedInd, OCLC, PubMed (12 months embargo), SCImago, Summon by Serial Solutions, PubMed. MedLine indexing is shortly expected.

#### **PRIZES IN JOURNAL**

From year 1998 the Journal instituted prizes and certificate to encourage their author's for their articles published in JOGI in Senior and Junior category respectively. The Journal is becoming more & more reader centric rather than author centric, and commissioned editorials and review articles, and published case reports and original papers are focused primarily on reader's interest.

#### **TRAININGS**

Various trainings are held for authors (PICSEP) and Editorial Training for reviewers/editors (CASCADE) for improving the quality of articles in JOGI.

**PICSEP:** The PICSEP (Programme for Inculcating the Culture of Scientific Enquiry and Pursuit). Since 2005, this programme has been imparting tenets of modern research methodology concepts to academicians and clinicians. Under this, 20 PICSEP workshop is held during the year, out of which four at YUVA FOGSI and one at AICOG. The remaining 15 PICSEP workshops are usual full-day format in the various societies of FOGSI. Due to Covid-19 Pandemic we are continuing it as webinars and it is again a huge success.

**CASCADE:** This workshop is conducted for skill enhancement of editors. Under this intermittent training of Editors are taken by experts. Cascade model involves training of Editors who can further train their junior Editors and Peer Reviewers. This process is repeated to lower levels until the target group- the authors are reached. It will also improve both medical writing in our Journal as well as quality, by good editing and peer review and to develop clinical research skills, write the best possible papers, and succeed in getting papers published.

The BMJ RF Developing Clinical Research and Publication Research program which we got this year will be attended by Editor's (six) National Corresponding Editor's (sixteen) and Peer Reviewers (above 400) and through PICSEP to all the upcoming authors from JOGI. They will be accessing to the programme and it would benefit the



FOGSI\JOGI.

#### **ELECTRONIC VERSION OF JOGI:**

Due to COVID – 19 pandemic we were not able to print and circulate the hard copies of the journal hence it was decided to take out an electronic version (E-book) of the FOGSI Journal. This electronic version is both cost-effective and eco-friendly.

#### **WEBSITE OF JOGI:**

As each issue of the journal could not be printed during the COVID period, all the issues are available as flipbook on the website to access them. FOGSI members can click on the JOGI website- [www.jogi.co.in](http://www.jogi.co.in) to get access to all the information easily.

#### **ASSOCIATION WITH SPRINGER:**

We have been associated with SPRINGER, since 2009 as our publisher. This has enhanced our International presence.

2020 onwards was great years for our Journal. We have received record number of articles submitted for publication during the lockdown. Our journal continues to enjoy a pan India reach and also excellent international presence. In the year that has gone by, our publications continued to maintain a wide subscriber base that is unparalleled by any other journal in Springer network.

#### **FUTURE:**

The future for our journal is in growing bounds and leaps. We have to consider an electronic version only.

Pros of scholarly electronic journals:

- They can be read remotely on a variety of devices – no need to visit a library.
- They are more accessible for people with disabilities or sight issues.
- Articles can be searched by keyword.
- Navigation tools allow readers to jump to particular sections.
- They might have extra content that is not included in a print version – movies, sound and interactive graphics.
- When a journal offers both options, papers are published online first.
- They might be cheaper to purchase by libraries.

Significant changes in technology, arrival of open access journals, growth of databases, arrival of data aggregators, increasing number of retractions, and rising cases of academic fraud are some of the issues we have to deal in near future.

#### **FINALE**

The Journal has been very efficiently serving FOGSI as its mouthpiece and is its official

publication. It has the highest circulation amongst all speciality medical Journals in India.

Besides providing an excellent platform for research workers and clinicians for publishing their scientific work it provides the readers updated information and developments in Obstetrics and Gynecology and related superspecialities. It also provides readers necessary information about the various activities of FOGSI from time to time. Since 2003 the Journal is becoming more and more reader centric. Its academic content is constantly improving in quality and will continue to do so. The Journal is aspiring to achieve internationally acknowledged standards and will achieve its goal in near future. Lastly, the Journal owes a tremendous debt to its pioneers Dr.J. Jhirad, Dr. K. M. Masani and Dr. Gool Vazifdar for their dedicated services of 18, 36 and 40 long years respectively.

In short, JOGI represents the spirit of FOGSI's vision statement which includes advocacy and promotion of women's health using best scientific evidence, ensuring highest ethical standards.



The background of the entire page is a dense, vibrant pattern of tropical leaves. The leaves are rendered in various shades of teal, magenta, and purple, set against a dark, almost black background. The leaves vary in shape, including large, deeply lobed leaves with holes (like Monstera) and smaller, feathery palm-like leaves. The overall effect is a rich, textured, and colorful jungle aesthetic.

**COMMITTEE  
CHAIRPERSON'S PLAN OF  
ACTIVITIES FOR YEAR  
2022-23**



# COMMITTEE CHAIRPERSON'S PLAN OF ACTIVITIES FOR YEAR 2022-23



**DR ASHISH R KALE**  
Family Welfare Committee

1. To conduct Safe abortion practice CME -one per month in B and C societies
2. Publication of book titled 'Contraception -Past, present and future'
3. To continue the chat box TANU
4. Hands-on workshop on PPIUCD in all medical colleges all over India
5. To create an Instagram handle to create awareness on adolescent and emergency contraception
6. Publication of two hand books on contraception for OBGYN.



**DR PRIYANKUR ROY**  
Public Awareness Committee

1. FOGSI Focus on Medical Management of Gynaecological Disorders
2. GCPR on NCD's in OBGYN
3. Public health programs / forums to discuss issues:
  - a) Anemia Mukht Bharat
  - b) Contraception
  - c) Menstrual Hygiene
  - d) Vaccination



**DR BELA BHATT**  
Imaging Science Committee

1. Academic webinars as well as Physical CME all across India to make every Obstetrician a Sono-obstetrician & thereby improving pregnancy outcome.
2. Teaching modules of basics of Ultrasound in pregnancy for Postgraduate students in medical Colleges.
3. Teaching basic 11-13 wks scan to OBGYN in Rural area of India to improve overall maternal & fetal outcome.
4. Book on Imaging in OBGYN ; FOGSI Focus on Aneuploidy screening in pregnancy ; GCPR on Placenta Previa & Placenta Accreta Spectrum

4. Video campaigns on Televisions of Doctor Clinics regarding awareness
5. Reels by Social influencers spreading Awareness aspects
6. Liason with other Committees and societies for spreading awareness at local levels
7. Celebrate Important Days n conduct competitions as well involving non-doctors
8. Continue previously started programs, like Preserve the Uterus



**DR RITU KHANNA**  
Foods & Drugs & Medico Surgical Equipment Committee

#### Publication:

1. GCPR on Vaccination in OBGYN.
2. FOGSI Focus on Micronutrients & Food Fortification.
3. Book on Adult Vaccination.

#### Awareness Program:

1. Continuing the ongoing program on Vaccination in preconception, pregnancy and lactation across all societies of FOGSI.
2. Nutrition in adolescents, pregnancy, lactation and menopause.
3. Well Woman Clinic.

#### Survey

1. Vaccination practice in OBGYN.
2. Carbetocin in prevention of PPH.

**CME:** 1. Drug dilemmas



**DR NILESH BALKAWADE**  
Quiz Committee

1. FOGSI Dr Usha Krishna Quiz (local plus zonal plus National Quiz)
2. To integrate with FOGSI Medha Gurukul Program
- 3 To integrate with FOGSI Force programs
4. Surveys for FOGSI for gynecologists and general public
5. Quizology sessions on PCOS (In person CME with 20

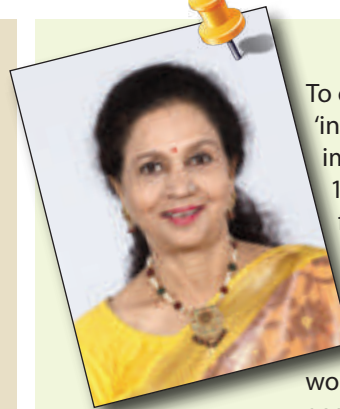
- societies) raising awareness on PCOS
6. Social Program with Public Awareness Committee
7. Monthly Quiz on Website
8. State level Quizzes





**DR SHYJUS NAIR**  
Midlife Management  
Committee

1. Improve the understanding of general public about problems in Midlife, with more public awareness campaigns
2. Training programmes & certificate courses for Gynecologists, regarding Midlife Management
3. Setting up One-Stop Midlife Clinics across the country
4. Promote data collection & research on issues related to Midlife and it's solutions
5. Provide Mental health & Physical health support to the needy men & women across the country



**DR KIRAN PANDEY**  
Medical Education  
Committee

- To conduct programs from 'innovation to implementation'
1. Graduating residents and fellows for continuous mastery and altruistic professionalism by organising skill based training programs and workshops (Force program) for post graduates in various subspecialties of Obstetrics and gynaecology.
  2. Evidence base data driven clinical learning by organising CMEs (C.G. saraiya) and webinars in various zones
  3. Open to potential innovative ideas and formulation of evidence based guidelines
  4. Shifting educators and learner approach to clinic experience



**SUBASH MALLYA**  
Endoscopy Committee

1. Plan to have basic 'Online Courses In Hysteroscopy & Laparoscopy' with an intention to give more confidence and training to fellow FOGSIans to encourage doing the simple procedures.
2. Plan to have live hands on workshops in hysteroscopy in all Government medical colleges and district hospitals.
3. Planning to have live workshops at all fogsli recognised endoscopy training centres
4. Plan For E-cme for skill upgradations and addressing real world challenges



**DR CHARULATA BAPAYE**  
Study on Female Breast  
Committee

1. Prepare a module on Breastfeeding & Breast health issues – for gynecologists, nursing staff & ASHA workers
2. Design a short Certificate Course for gynecologists under the banner of FOGSI/ ICOG.
3. Prepare a module for 'The Pink Clinic' & encourage gynecologists all over the country to take it up
4. Target tier 2 and tier 3 cities for most of the CMEs promoting Breast



**DR NIRAJ JADAV**  
Sexual Medicine Committee

1. To reach and sensitize fogsians specially in smaller towns about importance of sexual health and make them confident to manage sexual problems
2. Book on sexual health
3. Start sexuality education programs for school and collage
4. To raise public awareness for sexual health
5. Survey on sexual medicine practice among gynecologist
6. To prepare pamphlet about common sexual problems
7. To prepare flow chart for various sexual dysfunctions

- health
5. We hope to release the Breast health App by the year end
6. Release the Book, GCPRs as is already suggested.
7. Organise health checkup camps on a large scale – GOAL will be to screen at least 50,000 women in the coming year
8. Continue the existing activities of the Breast Committee – Public Awareness talks, seminars, Slogan/video competitions, Breastfeeding week activities, Walkathons etc



**DR CHINMAYEE RATHA**  
Perinatology Committee

1. The theme for activities will be "Perinatal excellence" (- the previous year, we focussed on "Perinatal awareness")
2. FOGSI FOCUS on Perinatology
3. GPCR on Newborn resuscitation
4. To conduct physical and online CMEs at different locations of our country in co-ordination with the central office plan and also based on individual society invitations.
5. To highlight the importance of "BADLAV" - change the redundant practices in Perinatology
6. To preach 'Samanta' - equal Perinatal care across the country, different health sectors
7. To conduct a program called 'Takniki - new technology in Perinatal health' - newborn screening , maternal monitoring postnatal
8. To address some core areas like NCD, Mental health and preventive healthcare in the perinatology context
9. To plan a "Checklist for late ANC booking"
10. To start a " perinatology pearls" drive to increase public awareness on important issues around birth - in collaboration with the Public awareness committee in multiple languages
11. There is an ongoing program with IAP - "caring at both ends of the cord" -10 programmes since April 22
12. A book on Fetal Medicine



**DR ASHA RAO**  
Endometriosis Committee

1. Awareness programs on Endometriosis and women's health - 10 programs, Also to prepare a leaflet on Endometriosis awareness.
2. Scientific program/Symposium on Endometriosis for FOGSI members - 10 to 12 programs.
3. National conference on Endometriosis will be conducted in 2023.
4. Teaching program for Endometriosis, Infertility and Endoscopy.
5. FOGSI focus on Endometriosis/Adenomyosis with Infertility
6. GPCR On Endometriosis.
7. Text book on Endometriosis.



**DR MANOJ CHELLANI**  
Medical Disorders in  
Pregnancy Committee

1. To concentrate on Anemia in pregnancy especially in Rural India
2. To initiate training programme for paramedics ,women health volunteers and rural health care workers to identify the medical disorders in pregnancy and refer them to gynaecologist for specialized care.
3. to continue the projects undertaken by my predecessor.



**DR SEETHA  
RAMAMURTHY PAL**  
Genetic & Fetal Medicine Committee

1. Book on Reproductive genetics
2. FOGSI FOCUS on 'Genetics for the Generalist'
3. GPCR on 'Prevention and Management of 'Still Birth'
4. Physical and Online CMEs in coordination with other societies on various aspects of Fetal Medicine and genetics
5. Work together with other committees like Imaging, Perinatology, Infertility, Endocrinology and Breast committees in common areas of Fetal medicine and Genetics
6. To start a Module or Certificate course on Basic Genetics which can benefit our FOGSIans
7. FOGSI Corner on Telegram/website where FOGSIans can post their clinical concerns and queries in Fetal medicine and Genetics and a Core of Experts can advise on them.





**DR SUREKHA TAYODE**  
Clinical Research Committee

**Teaching Training and Designing Modules**

- 1. Online and physical Workshops for OBGYN Practitioners and Post Graduates on a) Primary Clinical Research and its importance in Clinical practice, pertaining to standard protocols for practice.
- b) Critical Appraisal of published Literature & use of evidence in Clinical Practice.
- c) Grant Writing, Copy writing & Patenting

**Multi Centric Research**

- 1. Multicentric research on Non communicable disease, Vitamin D in pregnancy and its association with materno-fetal outcome, Heart-disease in Pregnancy Registry

**Community Engagement for Implementation Research**

- 1. Teaching and Training of non-specialized doctors/Peripheral Health care workers in life saving obstetric skills, Basic life-saving skills

**Publications**

- 1. Book on Research Methodology, FOGSI Focus on Updates in pregnancy related Anemias,
- 2. GCPR on Blood Transfusion Guidelines in Obstetrics

- 1. Multidisciplinary Tumor board discussion on Tumor cases – Two hours Webinar per month, involving participation of one Medical college/month.
  - 2. Collaborating with GOI for Training ASHA workers for Cervical Cancer Elimination under NCD Book on Updates in Oncology
  - 3. GCPR in Cervical cancer prevention
  - 4. Live Colposcopy workshop in various societies
  - 5. October 2023 National Conference in HPV CONCLAVE AND UPDATES IN GYNAECOLOGY ONCOLOGY at Thane with TOGS
  - 6. Monthly News bulletin about new research / updates in Oncology
  - 7. New Colposcopy center inspection visit as an when required
- Encouraging FOGSIANS to use the SSNPP Mobile App for Cervical cancer and Breast Cancer Prevention.



**DR PRIYA GANESHKUMAR**  
Oncology Committee



**DR SUPRIYA JAISWAL**  
Adolescent Health Committee

- 1. To “reach the unreached” and the “underprivileged adolescents”
- 2. To conduct awareness programmes in the schools, colleges & rural areas.
- 3. To create awareness and conduct free health check-up camps at orphan homes for adolescents
- 4. To bring out FOGSI FOCUS on Adolescent Health Issues
- 5. To publish a BOOK on Modern Approaches to Adolescent Gynecology
- 6. To arrange training programmes on common health issues of adolescents like menstrual hygiene, PCOS, drug abuse etc. all over India.

**DR MITRA SAXENA**

**Practical Obstetric  
Committee**

1. To reach as many FOGSI Societies as possible physically digitally for skill trainings
2. Highly informative modules on:
  - a. Caring for Perineum ; Onus on Obstetrician... Episiotomy, Complete Perineal Tear, Vulvovaginal hematomas
  - b. LSCS : Techniques Revisited, trouble shooting, Post Op
  - c. Fetal Surveillance, CTG, Fetal Movements
  - d. Instrumental Deliveries
  - e. Internal Iliac Artery Ligation

**Drills**

- a. To make good replicable scripts for very important obstetric emergencies such as Shoulder Dystocia, Cord Prolapse, Eclampsia, PPH, Maternal Collapse
- b. To design regular drills to ensure preparedness of every Obstetric Unit

**Publications**

- Fogsi Focus: Life Saving Emergency Obstetric Surgeries.
- GCPR: Vaginal birth after Cesarean section.
- Book: Operative Obstetrics

1. To start a cross border exchange of knowledge with stalwarts through webinars & CMEs in consultation with our FOGSI Office bearers & in liason with SAFOG, AFOG and FIGO representatives of FOGSI.
2. To provide a platform to our promising gynecologists on the International forums & Conferences .
3. To arrange observership for our young talents internationally.
4. We plan to continue FOGSI-IAEC Sun International Travelling Fellowship and Exchange programmes.
5. Promotion of academic exchange by arranging both International and National conferences as well as inviting International fraternity for lecture tours in India.
6. To provide an inclusive forum for pan India societies to actively promote, participate and be benefitted through this visionary wing of FOGSI

**DR PRATIBHA SINGH**  
International Academic  
Exchange Committee**DR KIRANMAI****DEVINENI**

**No to VAW Committee**

1. To continue the good work of FOGSI DHEERA initiative both school and OBGYN modules for No to VAW and additionally
  - a. aim to target 20 schools every month - 250/year – at least one school per committee member every week
  - b. plan to cover 100 societies per year (10 societies x 10 programs ) either by webinars or physical mode to create awareness among our own members
  - c. Community connect programs with NGOs, women's organizations once in 3 months
  - d. work together with other committees - safe motherhood, Public awareness, Adolescent health committee for common agenda of women's health n safety advocacy
  - e. To work towards sensitising police regarding VAW and in collaboration with One stop crisis centre Sakhi centres

## 2. Academic activities

- Textbook on Maternal Health initiatives
- GCPR on Routine antenatal care
- CMEs as planned





**DR J B SHARMA**  
Urogyanecology Committee

1. FOGSI Focus on Urinary Incontinence with Prof Kiran Pandey
2. GCPR on Modern Management of Urinary Incontinence
3. Textbook of Urogynecology
4. Few public health programs on Urinary Incontinence
5. Urogynecology Workshops in AIIMS
6. Urogynecology PG Forums in AIIMS on one Saturday of a month
7. WhatsApp group with all chairpersons and VPs and members of Urogyne Committee in which they can send their Urogynecology related patients problems
8. A major International Urogynecology Conference in 2023 ( dates to be finalised after discussion with President sir).
9. To deliver lectures and organise workshops on Urogynecology all over India
10. To perform few studies on Urogynecology and publish papers in pubmed indexed journals.



**DR NEHARIKA MALHOTRA**  
Young Talent Promotion Committee

1. To conduct awareness and community health program
2. To organise mental health workshops
3. To conduct CMES and Webinars on genetic diseases
4. Recent evidence updates quarterly with YTP team -E-Update
5. Menstrual hygiene conclave in Delhi/Noida
6. Online facebook live once a month sessions for public on “ let’s talk periods “
7. Q & A with adolescents
8. Webinar series on FGR and genetic series
9. A focused conference for postgraduates (how to prepare for exams, quiz, OSCI etc)
10. Mentorship program for new Yuvas into FOGSI



**DR ANJU SONI**  
HIV & AIDS Committee

1. Aprajita series (Public Awareness Program)
  - Myths & misconception Breast feeding in HIV
  - Anemia of chronic disease
  - Malnutrition & safe food handling
  - Prevention of STD
  - Contraception in HIV
  - World Youth Day Awareness of Safe sex
2. Shakti Stambh: World AIDS Day (National celebration)
3. TOT Program for states, union territory zone’s districts
4. Research & Academic activities
  - Survey on awareness STD in our youth
  - Chapters of HIV, Syphilis & Infant care
  - Release of new Updated Technical Guidelines at AICOG, 2023
  - Release of booklet Viral infection in pregnancy
5. Quiz 3
6. Newsletter

1. Webinar
  - Dialogue International Series
  - Society Webinars
2. CME
  - Demystifying thyroid disease
  - AUB known and Beyond
  - Decrypting Hormonal milieu
  - Liasoning with other committees
3. Advocacy
  - Poster Algorithm Release
  - Awareness camp
4. Publication
  - Fogsi Focus - Harmony with Hormones
  - Endocrinology Committee Book - Clinical Endocrinology In OBGYN
  - GCPR - Updates in Managing PCOS



**DR RAKHI SINGH**  
Endocrinology Committee



**DR KUNDAN INGALE**  
Infertility Committee

1. FERN TO PETAL Workshop – State wise webinar for 3 hours, 3 talks on common practical topics with one panel discussion, semen preparation video presentation
2. B2A Workshop ( Basic to advanced): National webinar once a month which will cover one topic from basic physiology to advanced management
3. Indian Fertility Meet:
  - One hour webinar CME once a month which will include
  - One National faculty speaking on one topic in depth for 1hr
  - Physical CMEs on Infertility across different FOGSI societies
  - Plan to release FOGSI Focus on Reproductive Medicine
  - Plan to release GCPR on Modern approach to the management of an infertile couple
  - Plan to release FOGSI Book on Reproductive Medicine

1. Certificate Course on Safe Abortion for Doctors at ESIC Hospitals  
In collaboration with Family Welfare Directorate Delhi  
Total 50 ESIC hospitals in India – 5 webinars & each of 3 hrs duration are planned  
Onsite hands on training – MVA /EVA at 6 places Patna, Muzaffarpur, Meerut, Varanasi, Lucknow, Ranchi (verbal confirmation done, MOU will be through FOGSI Office)
2. Refresher course – ASHA workers
3. Public Awareness “Safe Abortion Campaign” Surakshit Naari Unaat Bharat  
At 40 places in one year ( 3/ month)
5. Educational Role Plays – to be invited
6. MTP Committee with ICOG – Weekend online course : Medical Termination of Pregnancy, Abortions & Litigations
5. MTP Committee Conference
6. FOGSI FOCUS – MTP in high Risk
7. Textbook – Abortion Care
8. GCPR – Medical & amp; Surgical Abortion



**DR RICHA SHARMA**  
Medical Termination of  
Pregnancy Committee





**DR MANISH MACHAVE**

**Ethics and Medicolegal  
Committee**

The plan is to conduct the following:

1. SOPs - 2  
MTP POCSO  
Death in a healthcare institution
2. FOGSI FOCUS
3. GCPR
4. Medicolegal CMEs with Individual societies- 8
5. Medicolegal Workshops  
South zone  
East zone
6. National Medicolegal conference.
7. QRT ( Quick response team) training modules -6.
8. Certificate course in Law n medicine in association with Law University
9. Medicolegal Webinars 4
10. Medicolegal sessions in all major FOGSI events.

1. GOUP, FOGSI UNICEF collaboration for implementing Mantra ...digitalisation of delivery and referral out registers in private sector to be implemented by Safe Motherhood Committee FOGSI.
2. MDSR project FOGSI WHO to be implemented by Safe Motherhood Committee FOGSI in 6 Medical Colleges in UP.
3. Member technical expert group, Govt of UP for reducing Maternal and neonatal morbidity .
4. Member core group for Maternal and Perinatal death review pilot project in 15 facilities of UP, to be implemented by UPTSU and Safe Motherhood Committee FOGSI, initiative of GOUP.
5. Safe Motherhood Committee FOGSI and JSI collaboration for PPH EmC project in private facilities of Uttarakhand and MP.
6. Safe Motherhood Committee will support Maternal and Perinatal Committee SAFOG for activities on Maternal health.
7. Strengthening Knowledge Altitude and Practices amongst Obstetric Care providers regarding , Anaemia in Pregnancy in (EAG) states - Bihar,
8. Role of members assess the prevalence of anaemia in OPD, in first trimester and last trimester to analyse the effect of counselling and therapeutic interventions. % of anaemic women needing inject able iron Anaemia mukt abhiyan of Safe Motherhood Committee.
9. Publications – Release of Book on Algorithms for Maternal Health, Research paper on data of Jeevandhara 1 & 2.
10. Implementation of WHO Labour Care Guide for training of doctors and Health care Workers in Collaboration with WHO in Maharashtra. (Proposed)
11. Community involvement awareness", Birth preparedness and Complication readiness".
12. Vaccination in pregnancy programs in societies in collaboration with ZYDUS. (Proposed)
13. 10 Workshops on PPH EMC and Anemia in 10 societies to be supported by Blissons Pharma.
14. Collaboration with Inner Wheel club to empower the members for women's health



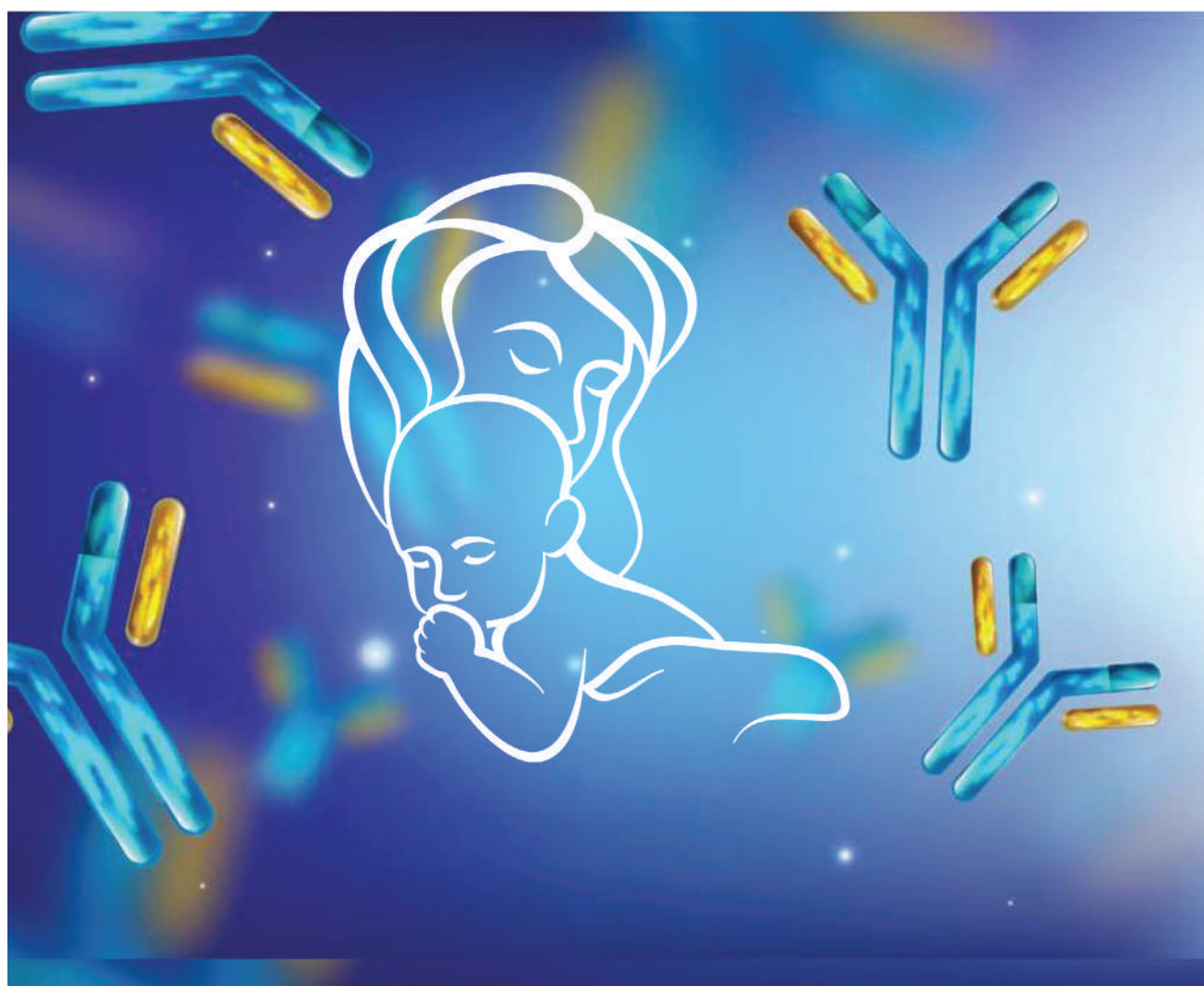
**DR PRITI KUMAR**

**Safe Motherhood Committee**

# Anti-D Immunoglobulin for Rh Prophylaxis

## Key Practice Points

*Dr. S. Shanthakumari, Dr. Basab Mukherjee, Dr. Uday Thanawala, Dr. Ritu Khanna, Dr. Uma Ram, Dr. Jaishree Gajaraj, Dr. Parag Biniwale, Dr. Chinmayee Ratha, Dr. Rohan Palshetkar*



### **INTRODUCTION AND THE MAGNITUDE OF PROBLEM IN INDIA**

Hemolytic disease of the fetus and newborn (HDFN) and the need for anti- Rh(D) immunoglobulin

During pregnancy, rhesus D (Rh) D-negative women who carry an Rh D-positive fetus are at risk of being sensitized to produce immune anti-D antibodies following a fetomaternal hemorrhage (FMH), leading to hemolytic





disease of the fetus and newborn (HDFN).<sup>1</sup> HDFN induces fetal anemia with increased risks of fetal death, severe neonatal hyperbilirubinemia, and kernicterus.<sup>2</sup> According to a recent systematic study by Bhutani et al., there are 3.7 lakh cases of Rh hemolytic disorder worldwide each year. India is responsible for about 56,672 of these years.<sup>3</sup> Furthermore, a hospital-based study reported an overall incidence of Rh alloimmunization to be nearly 1.3% in north Indian women during the antenatal period. The Rh alloimmunization rate was 10.7% and 0.12% in Rh-negative and Rh-D positive mothers, respectively.<sup>4</sup>

The incidence of post-pregnancy Rh allo-immunization has decreased to 1%–2% after postpartum anti-D immunoprophylaxis.<sup>2</sup> Evidence shows that the incidence of Rh immunization during pregnancy further reduced from 1.8% to 0.14% with Rh immunoprophylaxis 300 µg of anti-D immunoglobulin at 28 weeks. Researchers revealed that the success rate of Rh immunoprophylaxis was 98.4%–99%.<sup>5,6</sup> The prophylaxis with anti-D immunoglobulin effectively reduces the risk of sensitization in the subsequent pregnancy of Rh-negative mother irrespective of the ABO status of mother and baby.<sup>7</sup> A strong immunosuppressive effect is exerted with anti-D immunoglobulin prophylaxis; it results in a primary immunological response upon exposure to the D antigen rather than a secondary one as if the immune system had never come into contact with the D antigen.<sup>8</sup>

However, despite the availability and use of Anti-D, the burden of Rh disease continues. This emphasizes the need for adherence to guidelines and practice points.

**OBJECTIVES OF THE GUIDELINE**

The objective of this guideline is to provide healthcare professionals with practical guidance on the use of anti-D immunoglobulin as immunoprophylaxis to prevent sensitization to the D antigen during pregnancy or at delivery for the prevention of HDFN.

**METHODS**

**Details of Expert consensus meeting**

**BLOOD GROUP AND RH D TYPING**

- Blood Grouping and Rh status of the mother should be done at the first antenatal visit.
- The woman should be informed of her blood group and Rh status and she should be educated with informative leaflets if she is Rh-negative.
- All Rh-negative women should ideally have an indirect coomb’s test (ICT) for screening of Rh antibodies at 1<sup>st</sup> antenatal visit. This is preferably done irrespective of the husband’s Rh status to ensure that prior sensitization events are not missed.
- If ICT is negative at the first visit, then ICT should be re-

peated at 28 weeks.

- However, if a woman has had anti-D immunoglobulin following a sensitizing event or routine antenatal prophylaxis, subsequent ICT is preferably not done. If ICT is done after Anti-D prophylaxis, the results should be interpreted with specialist consultation.
- At the time of delivery for all Rh-negative mothers, documentation of the blood group and Rh status of the neonate MUST be done.

**SENSITIZING EVENTS REQUIRING**

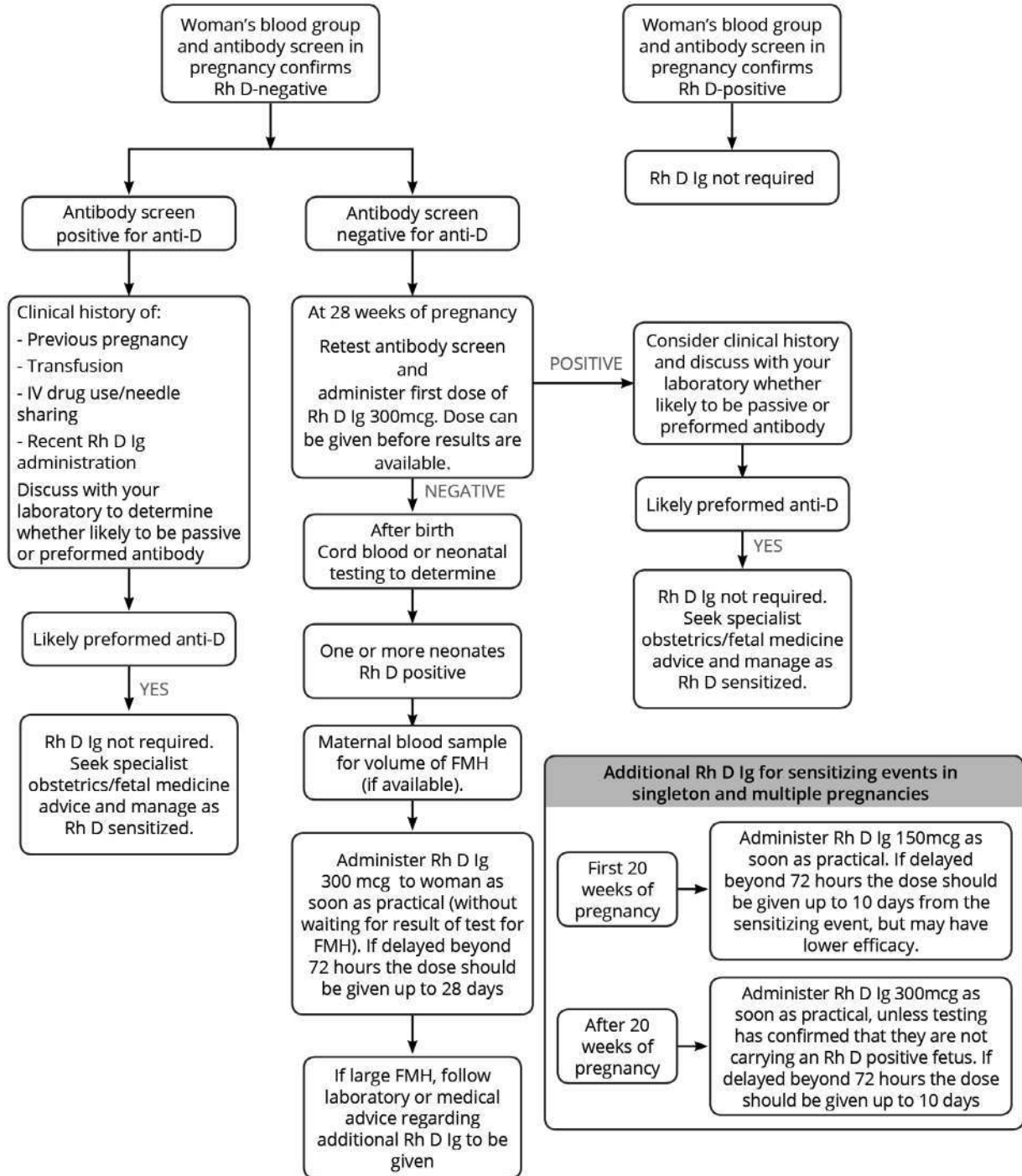
Potential sensitizing events requiring anti-D prophylaxis <sup>11,12</sup>	
<b>Before 20 weeks of Gestation</b>	
<ul style="list-style-type: none"> <li>• Significant bleeding during threatened abortion</li> <li>• Spontaneous miscarriage</li> <li>• Medical termination of pregnancy</li> <li>• Surgical termination of pregnancy</li> <li>• Ectopic pregnancy</li> <li>• Hydatidiform mole**</li> <li>• Chorion villus sampling</li> <li>• Embryo reduction</li> <li>• Amniocentesis</li> <li>• Other invasive fetal procedures</li> </ul>	The recommended dose is 150mcg* (750IU) intramuscularly in the deltoid
<b>After 20 weeks of Gestation</b>	
<ul style="list-style-type: none"> <li>• Abruptio placentae</li> <li>• Blunt trauma</li> <li>• Intrauterine fetal demise</li> <li>• External cephalic version</li> <li>• Placenta Previa with bleeding</li> <li>• Invasive fetal procedures</li> </ul>	The recommended dose is 300mcg (1500IU) intramuscularly in the deltoid
<small>*In cases where 150mcg dose is not available, then full dose of 300mcg should be given. ** In cases of complete mole, Anti-D need not be given. However, histopathology report may take longer to come, therefore it is better to give the Anti-D prophylaxis to err on the side of caution.</small>	

**ANTI-D PROPHYLAXIS**

Outside of routine provision, Rh D-negative pregnant women can receive anti-D immunoglobulin during pregnancy when potentially sensitizing events occur. A sensitizing event in Rh D-negative pregnant women leads to developing anti-D antibodies due to maternal-fetal blood exchange.<sup>9</sup> The BSCH and RCOG guidelines recommend that anti-D immunoglobulin be administered as soon as possible after a potentially sensitizing event, ideally within



**FLOWCHART FOR THE PROPHYLACTIC USE OF RH D IMMUNOGLOBULIN IN PREGNANCY CARE<sup>16</sup>**



FMH, fetomaternal haemorrhage; Ig, immunoglobulin; IU, international units; IV, intravenous.  
 anti-D - refers to circulating antibodies; RHD - refers to genotype; Rh D positive/negative - refers to blood type.  
 Woman's blood group and antibody screen in pregnancy confirms Rh D positive Rh D Ig not required





Level	Type of evidence <sup>14</sup>
I	Evidence obtained from at least one properly designed randomized controlled trial.
II-1	Evidence obtained from well-designed controlled trials without randomization.
II-2	Evidence obtained from well-designed cohort or case-control analytic studies, preferably from more than one center or research group.
II-3	Evidence obtained from multiple time series with or without the intervention. Dramatic results in uncontrolled experiments also could be regarded as this type of evidence.
III	Opinions of respected authorities, based on clinical experience, descriptive studies, or reports of expert committees.
Level	Grade of evidence
Level-A	Recommendations are based on good and consistent scientific evidence.
Level-B	Recommendations are based on limited or inconsistent scientific evidence.
Level-C	Recommendations are based primarily on consensus and expert opinion

Grade B <sup>15</sup>	Level of Evidence: 2 <sup>++</sup>
<ul style="list-style-type: none"> <li>A body of evidence that includes studies rated as 2<sup>++</sup>, is directly applicable to the target population and demonstrates overall consistency of results, <b>or</b></li> <li>Extrapolated evidence from studies rated as 1<sup>++</sup> or 1<sup>+</sup></li> </ul>	<ul style="list-style-type: none"> <li>High quality systematic reviews of case-control or cohort studies</li> <li>High quality case-control or cohort studies with a very low risk of confounding, bias or chance and a high probability that the relationship is causal</li> </ul>

72 hours of the event. If, exceptionally, this deadline has not been met, some protection may be offered if anti-D immunoglobulin is given up to 10 days after the sensitizing event.<sup>10,11</sup>

**SPECIAL CIRCUMSTANCES**

- In women undergoing tubal ligation, Anti-D prophylaxis must be given to prevent isoimmunization. This is important if the woman chooses to have another pregnancy, ligation fails, or she requires future cross-matching of blood products.
- In cases of recurrent sensitizing events, a repeat dose is required if the event is 3 weeks apart.

- If Rh D-positive blood or blood components are transfused, prevention of sensitization protocol should be done with the consultation of a hematologist.
- Some women have conflicting Rh status reports or have weak Anti-D. Such women are best discussed with a hematologist or considered Rh-negative and treated with Anti-D immunoglobulin.
- In women in whom there is a contraindication to an intramuscular (IM) injection (thrombocytopenia, blood dyscrasias), appropriate IV preparation of the Anti-D immunoglobulin can be used with hematologist consultation.

**QUANTIFYING FMH**

During sensitization events in the first trimester, less than 4 ml of FMH is expected. At the time of delivery, FMH is usually less than 10ml. Particular circumstances may increase FMH volume, such as manual removal of the placenta, lower segment cesarean section (LSCS), multiple pregnancies, intrauterine fetal demise, and abruptio placenta. Ideally, in these cases, FMH testing should be done using Kleihauer Betke or flow cytometry. Since most units may not have facilities to measure FMH, 300mcg is expected to reasonably cover the excess FMH. In case the clinician suspects larger FMH, it would be prudent to consult with a hematologist to decide the dose.

**ROUTINE ANTENATAL ANTI-D PROPHYLAXIS (RAADP)**

Rh-negative women may have silent bleeds in the 3rd trimester resulting in iso-immunization. To protect against this, antenatal Anti-D prophylaxis was introduced. A single-dose regimen of 300mcg IM in the deltoid is effective, economical, and offers better compliance. A single-dose regimen is equally effective as a two-dose regimen.<sup>13</sup>

RAADP should be given only if the ICT at 28 weeks is negative.

Post-partum anti-Rh (D) immunoglobulin administration For all Rh-negative mothers, cord blood testing of the baby should be done. If the baby is Rh-positive, 300mcg IM should be administered through deltoid within 72 hours. If anti-D administration is missed during the 72-hour window, it is advisable to give it as soon as possible. Partial to complete benefit has been noted for up to 10 days and some benefit for up to 28 days.<sup>14,15</sup>

If delivery occurs within 3 weeks of the (RAADP) anti-D administration, routine post-natal prophylaxis can be withheld in the absence of excessive FMH. If quantification of excessive FMH is not possible, the standard post-partum dose may be given.<sup>14</sup>



### ETHICAL & MEDICOLEGAL CONSIDERATIONS

- Informed verbal consent must be taken before administering the anti-D antenatal. It must be documented in her discharge card and case sheet (preferably with the details of the product).<sup>11</sup>
- In case of refusal, written consent regarding refusal must be documented and signed by the patient.
- There is no evidence to suggest that Anti-D administered to women during pregnancy is harmful to the mother and fetus.<sup>11</sup>

### EXPERT RECOMMENDATIONS

- Blood group, Rh status, and ICT must be done at 1st booking. If ICT is negative, it should be repeated at 28 weeks. (Good practice point)
- The dosage of Anti-D before 20 weeks is 150mcg IM deltoid, and post 20 weeks is 300mcg IM deltoid. If 150mcg is not available, then 300mcg should be given. (Good practice point)
- In cases of recurrent sensitizing events, a repeat dose is required only if the event is 3 weeks apart. (Level III C)
- RAADP should be offered to all non-sensitized RhD-negative women. (Grade B, Evidence level 2++)
- Routine administration of 300mcg of Anti-D must be given at 28 weeks in Rh-negative mother after doing ICT. (Good practice point)
- The prophylaxis with anti-D immunoglobulin effectively reduces the risk of sensitization in the subsequent pregnancy irrespective of the ABO status of the mother and baby. (LEVEL I C)
- Blood group identification and Rh D typing should be performed on the cord or placental vessel. (LEVEL I C)
- Maternal administration of anti-D prophylaxis within 72 hours of delivery with an Rh D-positive newborn, unless already sensitized. (LEVEL I C)

### References

1. Donovan K, Anti-D administration in pregnancy. Swansea Bay University Health Board. Approved by Antenatal forum, Approval Date Jan 2021: 1–9.
2. Pegoraro V, Urbinati D, Visser GHA, et al. Hemolytic disease of the fetus and newborn due to Rh(D) incompatibility: A preventable disease that still produces significant morbidity and mortality in children. *PLoS ONE* 15(7): e0235807. doi: 10.1371/journal.pone.0235807
3. Bhutani VK, Zipursky A, Blencowe H, et al. Neonatal hyperbilirubinemia and rhesus disease of the newborn: Incidence and impairment estimate for 2010 at regional and global levels. *Pediatr Res.* 2013; 74:86–100.
4. Pahuja S, Gupta SK, Pujani M, Jain M. The prevalence of irregular erythrocyte antibodies among antenatal women in Delhi. *Blood Transfus.* 2011; 9:388–93.
5. Baskett TF. From Tragedy to Triumph: Canadian Connections in the Management of Rhesus Hemolytic Disease of the Newborn. *J Obstet Gynaecol Can.* 2019; 41: S207–14.
6. Bowman J. Rh-immunoglobulin: Rh prophylaxis. *Best Pract Res Clin Haematol* 2006;19(1):27–34.
7. Brinc D, Lazarus AH. Mechanisms of anti-D action in the prevention of hemolytic disease of the fetus and newborn. *Hematology Am Soc Hematol Educ Program.* 2009;185–91.
8. Liumbruno GM, D'Alessandro A, Rea F, et al. The role of antenatal immunoprophylaxis in the prevention of maternal-fetal anti- Rh(D) alloimmunisation. *Blood Transfus.* 2010; 8(1):8–16.
9. Fyfe, T.M., Ritchey, M.J., Taruc, C. et al. Appropriate provision of anti-D prophylaxis to RhD negative pregnant women: A scoping review. *BMC Pregn Child.*2014; 14:(411). doi:10.1186/s12884- 014-0411-1
10. The use of anti-D immunoglobulin for rhesus D prophylaxis. Royal college of Obstetricians and Gynecologists.Green-top Guidelines No.22.2011.
11. Qureshi H, Massey E, Kirwan D, et al. BCSH guideline for the use of anti-D immunoglobulin for the prevention of haemolytic disease of the fetus and newborn. *Transfus Med.* 2014;24(1):8.
12. Visser GH, Di Renzo GC, Spitalnik SL, et al. The continuing burden of Rh disease 50 years after the introduction of anti- Rh (D) immunoglobulin prophylaxis: Call to action. *Am J Obstet Gynecol.* 2019; 221(3):227-e1.
13. Routine antenatal anti-D prophylaxis for women who are rhesus D negative. National Institute of Health and Care Excellence. Published: 27 August 2008. [www.nice.org.uk/guidance/ta156](http://www.nice.org.uk/guidance/ta156)
14. Robert MS. Prevention of Rh D Alloimmunization. Clinical management guideline for Obstetrician-Gynecologist. The American College of Obstetrician and Gynecologist. Practice Bulletin No. 181: Prevention of Rh D Alloimmunization. *Obstet Gynecol.* 2017;130(2):e57-e70.
- 15 The use of anti-D immunoglobulin for rhesus D prophylaxis. Royal college of Obstetricians and Gynecologists.Green-top Guidelines No.22.2011
16. Guideline for prophylactic use of Rh D immunoglobulin in pregnancy care. Available at: [https://www.blood.gov.au/sites/default/files/Guideline%20for%20the%20prophylactic%20use%20of%20Rh%20D%20immunoglobulin%20in%20pregnancy%20care\\_0.pdf](https://www.blood.gov.au/sites/default/files/Guideline%20for%20the%20prophylactic%20use%20of%20Rh%20D%20immunoglobulin%20in%20pregnancy%20care_0.pdf). Accessed on: July 12, 2022.



For **Prevention Of PPH** Due To Uterine Atony

# Carbitex<sup>TM</sup> HS

कारबीटेक्स एचएस

PREFILLED  
SYRINGE

SPEED • SIMPLICITY • SAFETY



PPH; Post-Partum Haemorrhage.

# FILLED WITH INNOVATION



**First innovative biological product launch from an Indian company<sup>s</sup>**



**World's first marketed recombinant anti Rho-D immunoglobulin<sup>s</sup>**

To Prevent Sensitisation in Rh-negative mothers

# Anti<sup>®</sup>

Trinbelimab Injection 300 mcg

## Positive for Negative

NOW AVAILABLE AS A

# Pre-filled Syringe

WITH A SAFETY GUARD

### IMPORTANT INFORMATION FOR PATIENTS:

**1. Generic Name:** Trinbelimab Injection 300 mcg / mL.  
**2. Qualitative and Quantitative Composition:** Each Pre-filled syringe (2.25 mL syringe) contains 1 mL solution. Trinbelimab (Purified liquid bulk) 300 mcg.  
**Excipients:** Glycine 1.930 mg, Sodium Chloride 1.930 mg, Water for Injection 1.930 mL. Trinbelimab Injection content is expressed as mcg per dose. It can also be expressed as International Units (IU) per dose. The conversion factor is 1 mcg = 5 IU.  
**3. Dosage form and strength:** Dose form: Liquid Injection, clear, non-pyrogenic, colorless and sterile solution. Strength: 300 mcg/mL.

**4. Clinical particulars:**  
**4.1. Therapeutic Indication:** Trinbelimab Injection is indicated to prevent Rh negative women from forming antibodies to fetal Rh positive red blood cells, that may pass into the maternal blood during childbirth, abortion or certain other sensitizing events.  
**4.2. Physiology and method of administration:** Trinbelimab Injection should always be given to these negative mothers with no anti-D antibodies in their serum and who have just delivered Rh positive infants. A dose of 300 mcg should be given intramuscularly as soon as possible within 72 hours after delivery. It is recommended that in the cases of abortion or termination of pregnancy, the Rh-negative women should be given 150 mcg of Trinbelimab Injection within 72 hours. If the pregnancy is at least 12 weeks duration or less. In cases of miscarriage in an advanced stage of pregnancy, 300 mcg should be administered within 72 hours. Other sensitizing events during pregnancy in Rh negative women at a risk of transplacental haemorrhage and not known to have been sensitized should be given 150 mcg or 300 mcg of Trinbelimab Injection.

**Method of Administration:** Route of administration - Intramuscular administration. The administration of Trinbelimab Injection should be performed under the supervision of a physician.  
**4.3. Contraindications:** Trinbelimab Injection is contraindicated in: • Pregnant woman with positive KI (Indirect Coombs' test) • Pregnant woman is Rh-D positive. • Should not be given to an infant.

**4.4. Special warnings and precautions for use:** Trinbelimab Injection is for intramuscular use only, do not inject intravenously. • The product is intended for maternal administration. • Do not inject the new-born infant. • Administer with caution to patients who have had prior severe systemic allergic reactions to human immunoglobulins.

**4.5. Drug interactions:** No drug-to-drug interactions studies were conducted with Trinbelimab Injection.  
**4.6. Use in special populations: Pregnancy and Lactation:** Trinbelimab Injection does not harm the fetus or affect future pregnancies or the reproductive capacity of the maternal recipient. This medicinal product is intended for use in other sensitizing events during pregnancy. No studies have been done during lactation.

**Contraindications:** It is not indicated in Geriatric use.  
**Renal and hepatic impairment:** No study done on renal and hepatic impairment condition.  
**4.7. Effects on ability to drive and use machines:** No Data available.  
**4.8. Undesirable effects / Adverse Reactions (Common, Uncommon, Rare):** Injection site reactions include swelling, induration, redness and mild pain or warmth. • Fever, flushing, headache, and chills may rarely occur. • Adverse events noted in the clinical study were pyrexia, abdominal pain, pruritus, hypertension, hypotension, abnormal White Blood Cell counts. • Clinical experience adverse events seen during Phase III clinical study. • In Trinbelimab Injection phase 3 study following adverse events were observed:

Adverse reaction System Organ Class Preferred Term	Recombinant Anti-Rh-D Immunoglobulin (n=14)	Placebo (n=7)
Any	4	4
Special disorders: administration site reactions: Pain	2	0
Gastrointestinal disorders: Abdominal pain	2	0
Skin and subcutaneous tissue disorders: Pruritus	0	1
Vascular disorders: Hypertension	0	1
Hypotension	0	2
Neoplasms: White blood cell counts abnormal	1	0

**4.9. Overdose:** Overdose can lead to any adverse events as listed above. No antidote for this drug. The stoppage of drug administration shall alleviate the symptoms gradually.

**5. Pharmacological Properties:** Description & Pharmacotherapeutic group. AUC code: J038B0 (anti-D (rh) immunoglobulin)  
**5.1. Mechanism of Action:** Trinbelimab Injection is protein with a molecular weight of 150 kD and is stabilized with excipients to ensure the stability till the end of shelf life of 24 months from the date of manufacturing. Trinbelimab Injection acts by suppressing the immune response of Rh-negative individual to Rh positive red blood cells and hence prevents alloimmunization. Passive administration of Trinbelimab causes rapid non-inflammatory clearance of passive anti-D coated red blood cells, which stops the inflammatory destruction of fetal red blood cells, evoking a natural immune response. Additionally, suppression of the immune response leads to the down regulation of maternal immature dendritic cells

or anti-D specific B cells before the anti-D response develops.

**5.2. Pharmacodynamic properties:** Trinbelimab Injection coated red cells are rapidly cleared from the maternal blood. Trinbelimab Injection is known to mediate Antibody-Dependent Cell Mediated Cytotoxicity (ADCC). Monoclonal antibody system is also thought to be responsible for clearance of anti-D-sensitized erythrocytes. There is more evidence building up in recent years that ADCC may not be the primary mode of red cell clearance in vivo. Anti-D mediated B-cell inhibition is emerging as the possible mechanism for red cell clearance. Inhibition of B cells by crosslinking heterologous receptors (co-inhibitory) - FcγRIIIb inhibitory activity requires binding to specific co-targets. Inhibition may activate pathways in both healthy and diseased B cells. • Could result in patient suppression of B-cell responses without destroying B cells.  
**5.3. Pharmacokinetic properties:** The PK parameters of Trinbelimab Injection are expected to be like a biologically similar preparation of monoclonal anti-D: Pharmacokinetic parameters of monoclonal anti-D are as follows: Median T (h) - 168, Mean Cmax (ng/mL) 42.83, Mean AUC (ng.h/mL) 3024.71, AUC (ng.h/mL), 3570. A (h) 0.0011, (h) 599.0-6.0w (25 days), V (L) 2.3.

**5.4. Clinical Studies:** A prospective, randomized clinical trial to confirm safety and efficacy of Trinbelimab Injection in prevention of isoimmunization in comparison with polyvalent anti-D immunoglobulin was conducted in total of 25 subjects. 14 subjects were randomized to receive the Trinbelimab Injection (Test group) and 11 subjects were randomized to receive polyvalent anti-D (Rhogam) (Reference group). Each eligible subject received a single intramuscular injection either the Test or Reference anti-D IgG within 72 hours of delivery. Insignificant p value for Indirect Coombs' test (ICT) for Day 90 (p=0.30) and Day 180 (p=0.49) was observed between Test and Reference in prevention of Rh isoimmunization in Rh (D) negative pregnant women delivering Rh (D) positive infant. Four subjects from each group experienced 1 adverse event. All the adverse events were mild or severe. No subject receiving Test developed antibodies to anti-D post administration of drug. This study observed equal efficacy between Test and Reference as sensitization (as evaluated by positive ICT at Day 90 or 180) was not noted in any subject in both the groups. The safety profile was same in both groups with mild severity.  
**5.5. Nonclinical properties:**  
**6.1. Animal Toxicology or Pharmacology: Preclinical Safety Data:** Toxicity studies were performed on animals - rats, mice, rabbits, and dogs. Single dose toxicity, acute toxicity and repeat dose toxicity studies have been performed. All safety and toxicity studies show no adverse effect on animals.  
**Toxicity:** Acute toxicity studies of Trinbelimab Injection were conducted on Swiss Albino mice using single dose of 2400 mcg/kg body weight, administered either intramuscularly or subcutaneously. Similar studies were performed using Wistar rats. These rodents were observed for clinical signs of toxicity, body weight and mortality, for a period of 14 days. Treated rodents did not reveal treatment attributed behaviour alterations, clinical signs, gross pathological abnormalities, preterminal deaths and adverse effects on body weight gain. In conclusion, Trinbelimab Injection is safe substance for given dose level of 2400 mcg/kg body weight in treated rodents when administered intramuscularly or subcutaneously. Repeat dose toxicity study was performed in Wistar rats at selected doses of 15, 50, and 150 mcg/kg administered intramuscularly over a period of 14 days. Repeat dose administration did not show any clinical signs and mortality in any of the treated animals. The body weight gain, hematological parameters and clinical biochemistry parameters at all the treatment groups were comparable with control group animals. Gross pathology and histopathology did not reveal any significant changes related to treatment at 150 mcg/kg body weight/day when compared with control group animals. It was concluded, No Observed Adverse Effect Level (NOAEL) for Trinbelimab Injection is 2000 mcg/kg/day. The allergenicity study in Guinea pigs to estimate sensitizing potential of Trinbelimab Injection was conducted. There was no skin reaction observed at topical challenge exposure site. The reaction score found was 0 - 8% (i.e. grading 1, hence Trinbelimab Injection was classified as a weak sensitizer. Carcinogenicity and genotoxicity IgG is a normal constituent in human plasma and has not been reported to be associated with any embryo-fetal toxicity or oncogenic/carcinogenic potential. No study was done for evaluating carcinogenicity or genotoxicity.

**7. Description:** Trinbelimab Injection is a clear, non-pyrogenic, colorless, sterile solution containing recombinant antibody reactive to Rh D positive red blood cells (RBCs). Trinbelimab Injection is produced by recombinant DNA technology using genetically engineered Chinese Hamster Ovary (CHO) cells and purified using purification and operations including chromatography. The purified preparation of Trinbelimab Injection containing IgG anti-D (anti-Rh) is used in preventing Rh immunization. The antibody binds and cause destruction of fetal Rh positive red blood cells that have passed from the foetal circulation to the maternal circulation. Therefore, in Rh-negative mother it can prevent sensitization of the maternal immune system to Rh D antigens, which can cause these disease in the current or its subsequent pregnancies.  
**8. Pharmaceutical particulars:**  
**8.1. Incompatibilities:** Not Available.  
**8.2. Shelf-life:** 24 months from date of manufacturing.  
**8.3. Packaging Information:** Each PFS pack contains: Sterile, ready-to-use, non-pyrogenic USP Type-I siliconized glass pre-filled syringe with safety guard & lock-clip, having clear, colorless, solution of Trinbelimab Injection 300 mcg, in a plastic tray. The plastic tray, containing PFS is placed inside a carton along with pack insert.  
**8.4. Storage and handling instructions:** Store at 2°C to 8°C. Do not freeze.

**8.5. Instructions for Handling of PFS with Safety Guard & Lock-Clip:** 1. Hold the syringe upright by one hand and remove needle cap using other hand. 2. The Syringe is now ready for administration. 3. Note: - Hold the syringe by placing fingers in contact with syringe barrel through windows in safety shield while administration (Fig.1). 4. After injection, pull out the Lock-clip and slide safety guard over needle. 5. An audible "click" sound indicates proper activation (Fig.2). 6. Note: - Keep hands behind needle at all times to prevent any Needle stick injury during & after administering injection. 9. Patient Counseling Information:  
**9.1. What is Anti-D?** Trinbelimab Injection is a clear, non-pyrogenic, colorless, sterile solution containing recombinant antibody reactive to Rh D positive red blood cells (RBCs).  
**9.2. What is this medicine used for?** Trinbelimab Injection is indicated to prevent Rh-D negative women from forming antibodies to fetal Rh positive red blood cells that may pass into the maternal blood during childbirth, abortion or certain other sensitizing events.  
**9.3. Which information you must know before taking Trinbelimab Injection?** You should not take Trinbelimab Injection if any of the following apply to you • History of allergic symptoms or hypersensitivity to human immunoglobulins.  
**9.4. Care should be taken:** Trinbelimab Injection if used after delivery, should be given intramuscularly only in the mother. Trinbelimab Injection should not be given to the newborn. The mother should be observed for at least 20 minutes after administration. Children: This medicine is not for children.  
**With other medicinal products/ food or beverages:** Trinbelimab Injection has not been studied for interactions with other medicines. It is given in hospital after delivery. No food interactions have been known. Doctors should be informed if patient is taking any other medications.  
**Pregnancy and Lactation:** Trinbelimab Injection does not harm the fetus or affect future pregnancies or the reproductive capacity of the maternal recipient. No studies were carried out on lactating mothers. **Sports or Effects on ability to drive and use machine:** The effect on sports or ability to drive is not known. The effects of excipients are not known. But they may cause allergic reactions in certain individuals. If any unusual signs or symptoms occur, then immediately inform your doctor.  
**9.5. How to take Trinbelimab Injection? Instruction for good use:** Trinbelimab Injection should always be given to mothers with blood group Rh negative means who do not have Rh antibodies, in their blood and who have just delivered infants with blood group Rh positive means who have Rh antibodies. You will receive the medicine if you are Rh negative blood group and pregnant to protect you from sensitization to Rh antibodies. Trinbelimab Injection should not be given to the infant and to Rh-D positive individuals.  
**If you forget taking Trinbelimab Injection:** Trinbelimab Injection should be given within 72 hours of delivery. It is given by your doctor by injecting the medication into muscles during the pregnancy or after delivery. The effectiveness of dose after 3 days of delivery is not known. Trinbelimab Injection is given only once as soon as possible after the delivery or during the pregnancy based on physician decision.  
**9.6. Warnings and precautions:** • Trinbelimab Injection is for intramuscular use only, do not inject intravenously. • The product is intended for maternal administration. • Do not inject the new-born infant. • Administer with caution to patients who have had prior severe systemic allergic reactions to human immunoglobulins.  
**9.7. What are the possible side effects?** There are no known side effects. However local pain, fever, flushing, headache, and chills may occur on administration. Side effects of excipients are not known. They may cause allergic reactions depending on individual. If any unusual signs or symptoms occur, then immediately inform your doctor.  
**9.8. Reporting of side effects:** You can report any suspected adverse reactions associated with the use of health products to your doctor and to Bharat Serums and Vaccines Ltd. at [web@bsv.com](mailto:web@bsv.com) or visit the website.  
**9.9. How are you given Trinbelimab Injection?** Route of administration - intramuscular administration. The administration of Trinbelimab Injection should be performed under the supervision of a physician.  
**9.10. If you are given more Trinbelimab Injection than you should have been given?** Trinbelimab Injection as it is given by your doctor hence very rare chance of getting more drug. There is no report of overdose received till now.  
**9.11. How to store?** Trinbelimab Injection should be stored under refrigeration at 2°C to 8°C and should not be frozen. Keep out of reach of children. Do not use after the time limitation indicated on the package box. The expiry date refers to the last day of the indicated month. Shelf life of Trinbelimab Injection is 24 months. Medicinal product after opening should be used immediately and unused liquid should be discarded. If the package is damaged or seal opened, then do not use the medication. The medicine should be stored by your doctor as per hospital or clinic procedure.  
**9.12. What Trinbelimab Injection looks like and contents of the pack:** Each PFS pack contains: Sterile, ready-to-use, non-pyrogenic USP Type-I siliconized glass pre-filled syringe with safety guard & lock-clip, having clear, colorless, solution of Trinbelimab Injection 300 mcg, in a plastic tray. The plastic tray, containing PFS is placed inside a carton along with pack insert. • Active ingredient: Trinbelimab (Purified liquid bulk) 300 mcg / mL.  
**Inactive ingredients:** Glycine 1.930 mg, Sodium Chloride 1.930 mg, Water for Injection 1.930 mL to 1.0 mL.  
**10. Details of manufacturer: BHARAT SERUMS AND VACCINES LIMITED** Plot No. K-21, K-27 Part and K-27I, Anand Nagar, Jambuli Village, Additional MIDC, Amambh (East), Thane 421502, Maharashtra State, India.  
**11. Details of these numbers:** 00-4.  
**12. Date of revision:** Version: 01 | Dated: 19<sup>th</sup> October 2022.  
 For the use only of a Registered Medical Practitioner or a Hospital or a Laboratory only.